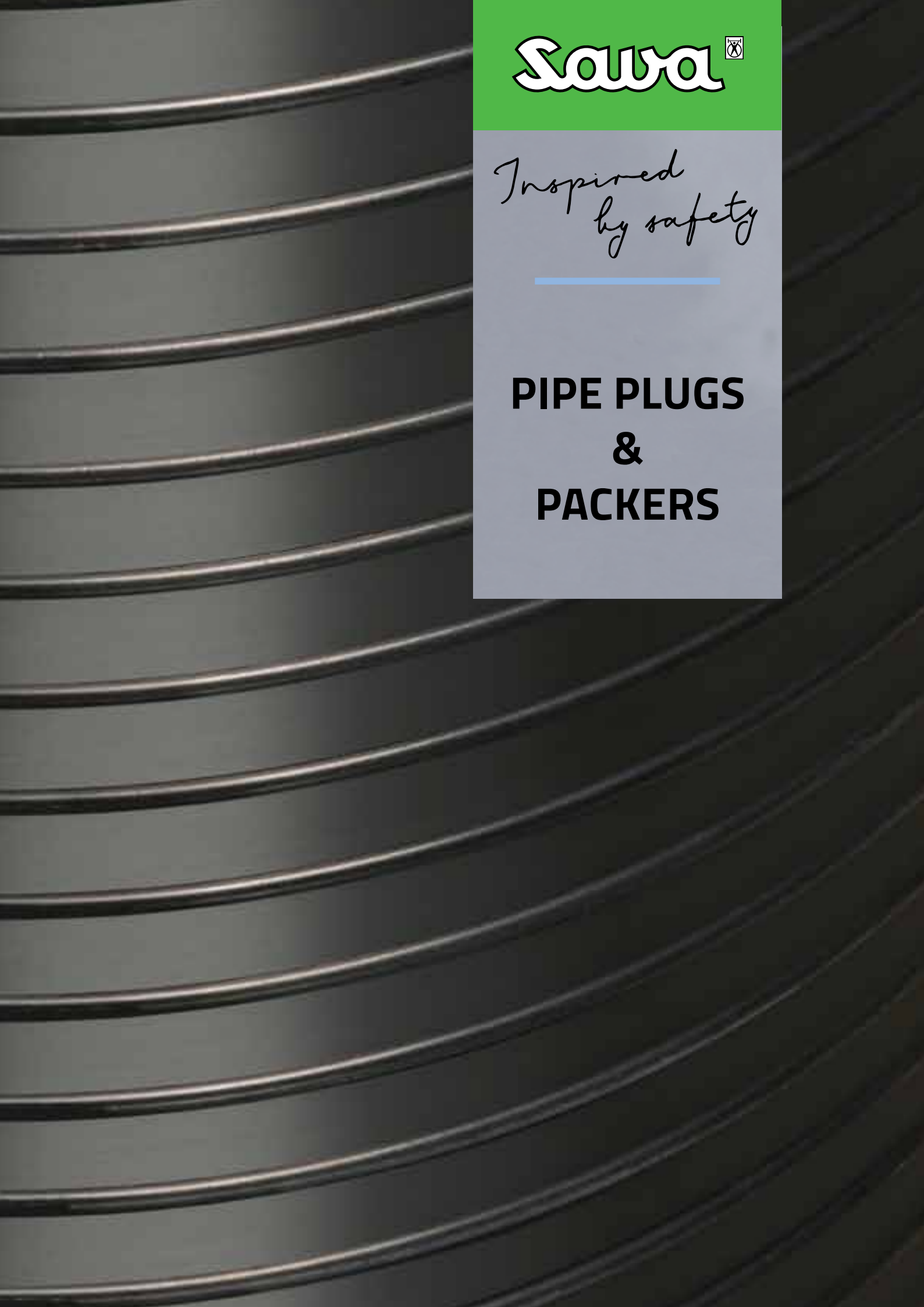

Sava

Inspired by safety

PIPE PLUGS & PACKERS

CONTENTS

1.0. PNEUMATIC PIPE PLUGS

SMALL DIMENSION PLUGS

1.1. Plugs of smaller dimensions – PLUGY Z and PLUGSY S 4
1.2. Long plugs – PLUGY DC 6
1.3. Gas plugs – PLUGY G and PLUGSY GM 8

LARGER DIMENSION PLUGS

1.4. Plugs of larger dimensions – PLUGY and PLUGSY 10
1.5. High-performance plugs – PLUGY HPF and PLUGSY HPF 12
1.6. Larger flow plugs – PLUGSY VP 14
1.7. Protection sleeves for plugs 16
1.8. Chemical-resistant plugs made from CR rubber – PLUGY C and PLUGSY C 17
1.9. Chemical-resistant plugs made from NBR rubber – PLUGY NBR 19
1.10. Cone-shaped plugs – PLUGY CP 21
1.11. Pillow-shaped plugs – PLUGY PILLOW and PLUGSY PILLOW 22
1.12. Egg-shaped plugs – PLUGY EI, PLUGY EI PILLOW and PLUGSY EI, PLUGSY EI PILLOW 24
1.13. Manhole plugs – PLUGSY VJ 26
1.14. High-pressure plugs – PLUGY HP 6 bar, 12 bar and 30 bar 27
1.15. Test accessories 29
1.16. House connection test set 32

2. 0. PNEUMATIC REHABILITATION PACKERS

2.1. Lateral packers 35
2.2. Medusa packers 37
2.3. 90° packers 39
2.4. Flexible packers 41
2.5. Long packers 43
2.6. Short packers 45
2.7. T packers 46
2.8. Heating packers 47

3.0. TABLE OF RESISTANCE

3. TABLE OF RESISTANCE 50

4. 0. ABOUT US

4.1. WARRANTY 52
4.2. ABOUT US 53

FOLLOW USER MANUAL

PROVIDE PLUG SUPPORT

CLEAN THE PIPE BEFORE USE

WEAR PERSONAL PROTECTIVE EQUIPMENT

PLUGS OF SMALLER DIMENSIONS – PLUGY Z AND PLUGSY S

TR 15

Savatech plugs of smaller diameters PLUGY Z and PLUGSY S can be used in all types of pipelines. Since these plugs are not reinforced with cord, they exhibit excellent stretching and sealing characteristics in pipe diameters from 20 mm up to 305 mm. Plugs are equipped with a car tyre inflation valve and can be inflated with a standard tyre pump. An eyebolt with a chain and a specially designed handle simplify manipulation of the plug.

Extra short for easier insertion	Available in usage ranges from 20 mm up to 305 mm	Also available in oil-resistant quality	Perfect for plumbers

ACCESSORIES

INFLATION HOSE, FI 6 MM,
2 M, 0.2 KG 78904
5 M, 0.5 KG 78905

HAND PUMP
0.8 KG
60010

REPLACEMENT CAPS

CAP 1/8"	539897
CAP 1/2"	539898
CAP 1"	539899
CAP 2"	538797
CAP 4"	539900

PLUGS OF SMALLER DIMENSIONS – PLUGY Z AND PLUGSY S

PLUGY Z - BLOCKING PLUGS

PART NUMBER	NOMINAL SIZE	SIZE USAGE RANGE		REQUIRED INFLATION PRESSURE (BAR)	DEFLATED PLUG		PRODUCT WEIGHT (KG)	EYE BOLT	INFLATION VALVE
		MIN. DIA. (MM)	MAX. DIA. (MM)		DIAMETER (MM)	RUBBER LENGTH (MM)		M THREAD	THREAD SIZE
508123	Z1	20	33	2.5	19	65	0.01	NA	R 1/8"
60022	Z1 1/2	33	40	2.5	32	70	0.09	NA	R 1/4"
78582	Z2	50		2.5	45	72	0.11	NA	R 1/4"
78603	Z2-3	50	75	2.5	45	80	0.12	NA	R 1/4"
76767	Z3	75		2.5	70	85	0.23	NA	R 1/4"
78604	Z3-4	75	100	2.5	70	100	0.25	NA	R 1/4"
76769	Z4	100		2.5	85	145	0.43	NA	R 1/4"
78605	Z4-6	100	150	2.5	85	165	0.47	NA	R 1/4"
76771	Z6	150		2.5	142	190	1.23	NA	R 1/4"
78606	Z6-8	150	200	2.5	142	220	1.32	NA	R 1/4"
60616	Z8	175	204	2.5	174	220	2.1	6	R 1/4"
60618	Z10	219	254	2.5	218	250	3.4	6	R 1/4"
60619	Z12	275	305	2.5	274	290	5.1	6	R 1/4"

PLUGSY S - BYPASS PLUGS

PART NUMBER	NOMINAL SIZE	SIZE USAGE RANGE		REQUIRED INFLATION PRESSURE (BAR)	DEFLATED PLUG		PRODUCT WEIGHT (KG)	EYE BOLT	INFLATION VALVE	BYPASS DIAMETER (FEMALE)
		MIN. DIA. (MM)	MAX. DIA. (MM)		DIAMETER (MM)	RUBBER LENGTH (MM)		M THREAD	THREAD SIZE	
78607	S2	50		2.5	45	80	0.2	NA	R 1/8"	1/8"
76768	S3	75		2.5	70	85	0.34	6	R 1/8"	1/2"
78614	S3-4	75	100	2.5	70	100	0.43	6	R 1/8"	1/2"
76770	S4	100		2.5	85	145	0.6	6	R 1/8"	1/2"
78609	S4-6	100	150	2.5	85	165	0.73	6	R 1/8"	1/2"
76772	S6	150		2.5	142	190	2.13	6	R 1/8"	1"
78610	S6-8	150	200	2.5	142	220	2.38	6	R 1/8"	1"
60621	S8	175	204	2.5	174	240	3.3	6	R 1/4"	2"
60622	S10	219	254	2.5	218	300	4.7	6	R 1/4"	2"
60623	S12	275	305	2.5	274	350	7.4	6	R 1/4"	2"

BACK PRESSURES (bar)* - PLUGY Z, PLUGSY S

PLUG SIZE	PIPE DIAMETER (MM)								
	25	40	50	75	100	150	200	250	300
1"	2.2								
1 1/2"		2.2							
2"			1.8						
2"– 3"			2	1.5					
3"				1.5					
3"– 4"				1.8	1.2				
4"					1.9				
4"– 6"					1.9	1.6			
6"						2.2			
6"– 8"						2.2	1.4		
8"							1.3		
10"								1.5	
12"									1.8

* measured in a dry iron pipe

LONG PLUGS – PLUGY DC

TR 15

The construction of Savatech multi-size long plugs PLUGY DC ensures efficient sealing of both connection and the main pipe at the same time. Savatech PLUGY DC are equipped with a 100 cm long supply hose.

Special inflation sequence	Sealing of main and lateral pipes simultaneously	Equipped with inflation hose



ACCESSORIES

INFLATION HOSE, FI 6 MM, 2 M, 0.2 KG
78904

INFLATION HOSE FI 6 MM, 5 M, 0.5 KG
78905

HAND PUMP, 0.8 KG
60010

HANDLING



INSERT THE PLUG IN THE MIDDLE OF A CONNECTION



IN THE FIRST PHASE, THE UPPER PLUG PART IS INFLATED TO PREVENT LIQUID SPILLS



IN THE SECOND PHASE, THE REMAINING PART OF THE PLUG IS INFLATED TO COMPLETELY STOP THE FLOW

PLUGY DC - BLOCKING PLUGS

PART NUMBER	NOMINAL SIZE	SIZE USAGE RANGE		REQUIRED INFLATION PRESSURE (BAR)	DEFLATED PLUG		PRODUCT LENGHT (MM)	PRODUCT WEIGHT (KG)	EYE BOLT	INFLATION VALVE
		MIN. DIA. (MM)	MAX. DIA. (MM)		DIAMETER (MM)	BODY LENGTH (MM)			M THREAD	THREAD SIZE
60073	50-75	50	75	2.5	40	490	550	0.7	NA	TR 15
60074	75-100	75	100	2.5	60	550	610	1.2	NA	TR 15
60075	100-150	100	150	2.5	80	750	810	1.8	NA	TR 15
60076	150	150	150	2.5	100	730	790	2.6	NA	TR 15

BACK PRESSURES (bar)* - PLUGY DC

PLUG SIZE	PIPE DIAMETER (MM)			
	50	75	100	150
50-75	2.2	2		
75-100		2.1	1.9	
100-150			2	1.8
150				1.9

* measured in a dry iron pipe

GAS PLUGS – PLUGY G AND PLUGSY GM

TYPE 26 - SAFETY

Savatech multi-size plugs PLUGY G and PLUGSY GM are used for sealing and testing of pipelines and gas pipelines with a restricted inlet area. Their innovative design and flexibility simplify handling and insertion.

Special elliptical shape	Very small insertion diameter required	Highly flexible	Also available in oil-resistant version

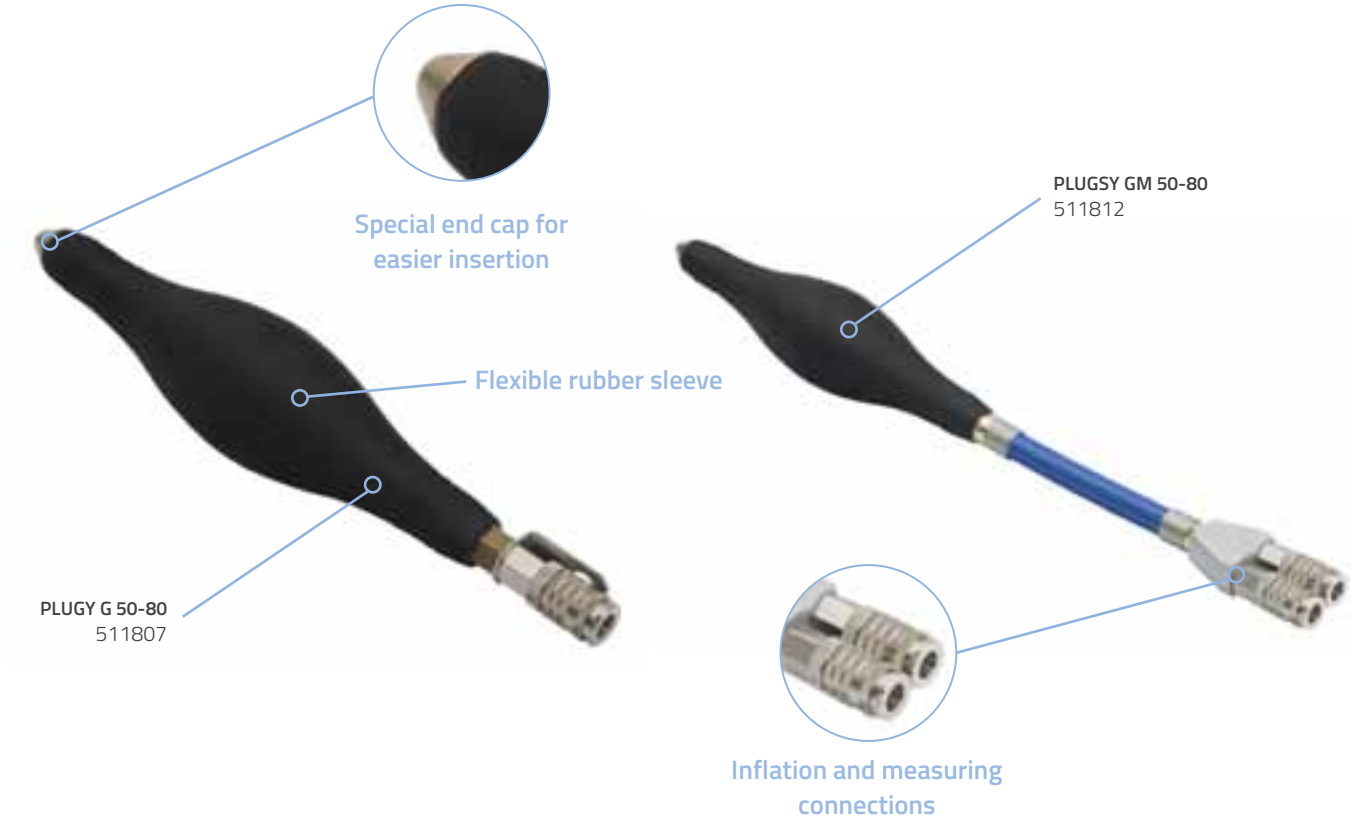

ACCESSORIES

INFLATION HOSE,
10 M, RED, 1.2 KG
74268

INFLATION HOSE,
10 M, BLUE, 1.2 KG
71248

INFLATION HOSE,
10 M, YELLOW, 1.2 KG
76686

ACCESSORIES

SINGLE FITTING CONTROLLER, 2.5 BAR, 0.9 KG
60310

SINGLE FITTING CONTROLLER, 3.0 BAR, 0.9 KG
537048

SINGLE FITTING CONTROLLER, 1.5 BAR, 0.9 KG
74609

SINGLE FITTING CONTROLLER, 2.0 BAR, 0.9 KG
565643

POLY LIFT INFLATION HOSE, 5 M, 1.9 KG
60957

POLY LIFT INFLATION HOSE, 10 M, 2.4 KG
60958

PLUGY G - BLOCKING PLUGS

PART NUMBER	NOMINAL SIZE	SIZE USAGE RANGE		REQUIRED INFLATION PRESSURE (BAR)	MAX. ALLOWED BACK PRESSURE (BAR)	DEFLATED PLUG		DIAMETER FOR INSERTION (MM)	PRODUCT WEIGHT (KG)	INFLATION VALVE
		MIN. DIA. (MM)	MAX. DIA. (MM)			DIAMETER (MM)	LENGTH (MM)			THREAD SIZE
511807	50-80	50	80	3	1	45	280	35	0.29	R 1/4"
511808	80-130	80	130	2.5	1	76	360	40	0.37	R 1/4"
511809	100-160	100	160	2	1	98	420	45	0.56	R 3/8"
511810	150-210	145	210	2	1	140	510	50	0.78	R 3/8"
511811	200-315	200	315	2	1	200	730	70	1.25	R 3/8"
519420	315-500	315	500	1.5	0.8	315	950	90	1.45	R 3/8"

PLUGSY GM - BYPASS PLUGS

PART NUMBER	NOMINAL SIZE	SIZE USAGE RANGE		REQUIRED INFLATION PRESSURE (BAR)	MAX. ALLOWED BACK PRESSURE (BAR)	DEFLATED PLUG		DIAMETER FOR INSERTION (MM)	PRODUCT WEIGHT (KG)	INFLATION VALVE	BYPASS DIAMETER (MM)
		MIN. DIA. (MM)	MAX. DIA. (MM)			DIAMETER (MM)	LENGTH (MM)			THREAD SIZE	
511812	50-80	45	80	3	1	45	490	35	0.71	R 1/4"	5
511813	80-130	75	130	2.5	1	76	570	40	0.79	R 1/4"	5
511814	100-160	100	160	2	1	98	645	45	1.01	R 3/8"	7
511815	150-210	145	210	2	1	140	760	50	1.22	R 3/8"	7
511816	200-315	200	315	2	1	200	1060	70	1.72	R 3/8"	7
519421	315-500	315	500	1.5	0.8	315	1280	90	1.9	R 3/8"	7

PLUGS OF LARGER DIMENSIONS – PLUGY AND PLUGSY

TYPE 26

Savatech multi-size pipe plugs PLUGY and PLUGSY are reinforced with aramid cord and are noted for a wide application range. Each plug covers several pipe sizes. Multi-size ranges overlap to meet specific requirements. They can cover pipe diameters from 40 mm to 1800 mm. Plugs are flexible and bend easily around tight corners or when inserted through the manholes.

Aramid reinforcement	Flexible construction	Suitable for EN 1610 tightness test	Oil-resistant version available

PLUGY 350-600
60422

PLUGSY 350-600
60440

PLUGY 600-1200
523941

PLUGSY 600-1200
523942

ACCESSORIES

SINGLE FITTING CONTROLLER,
0.9 KG
3.0 BAR 537048
2.5 BAR 60310
1.5 BAR 74609
1.0 BAR 74653



HAND HELD SINGLE DEADMAN 2.5 BAR,
0.9 KG
519442

INFLATION HOSE,
10 M, RED,
1.2 KG
74268

INFLATION HOSE,
10 M, BLUE,
1.2 KG
71248

INFLATION HOSE,
10 M, YELLOW,
1.2 KG
76686

POLY LIFT INFLATION HOSE,
5 M, 1.9 KG
60957
10 M, 2.4 KG
60958

REMOTE PLACEMENT FOR:
PLUGY 100-200
0.8 KG 503403
PLUGY 200-400
1 KG 503404
PLUGY 350-600, 500-1000
1.5 KG 503406

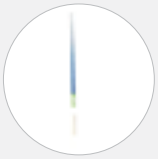

TELESCOPIC 3-PART ALU POLE
1 KG
529039

PLUGY - BLOCKING PLUGS

PART NUMBER	NOMINAL SIZE	SIZE USAGE RANGE		REQUIRED INFLATION PRESSURE (BAR)	DEFLATED PLUG		PRODUCT WEIGHT (KG)	EYE BOLT	INFLATION VALVE
		MIN. DIA. (MM)	MAX. DIA. (MM)		DIAMETER (MM)	RUBBER LENGTH (MM)		M THREAD	THREAD SIZE
519423	40–70	40	70	2.5	35	160	0.2	NA	R 1/4"
519424	70–150	70	150	2.5	68	300	0.4	NA	R 1/4"
60417	100–200	100	200	2.5	92	500	1.35	M6	R 1/4"
526850	150–200	150	200	2.5	142	350	1.85	M8	R 1/4"
60418	150–300	150	300	2.5	142	540	2.6	M8	R 1/4"
60419	200–400	200	400	2.5	192	600	3.6	M8	R 1/4"
60599	300–525	300	525	2.5	272	630	6.8	M8	R 1/4"
60422	350–600	350	600	2.5	322	830	9.8	M10	R 1/4"
60606	375–750	375	750	2.5	342	1050	11.9	M10	R 1/4"
60453	500–800	500	800	2.5	472	1150	19.5	M10	R 1/4"
60425	500–1000	500	1000	1.5	472	1150	19.5	M10	R 1/4"
523941	600–1200	600	1200	1.5	574	1450	38	M10	2 x R 3/8"
78959	750–1500	750	1500	1	600	2300	75	M10	2 x R 1/4"
535881	800–1800	800	1800	1	600	3000	106	M10	2 x R 1/4"

PLUGSY - BYPASS PLUGS

PART NUMBER	NOMINAL SIZE	SIZE USAGE RANGE		REQUIRED INFLATION PRESSURE (BAR)	DEFLATED PLUG		PRODUCT WEIGHT (KG)	EYE BOLT	INFLATION VALVE	BYPASS DIAMETER (FEMALE)
		MIN. DIA. (MM)	MAX. DIA. (MM)		DIAMETER (MM)	RUBBER LENGTH (MM)		M THREAD	THREAD SIZE	
526849	70-150	70	150	2.5	68	300	1.7	NA	R 1/4"	1/2"
60429	100-200	100	200	2.5	92	500	2.7	M6	R 1/4"	1"
526851	150-200	150	200	2.5	142	350	3.3	M8	R 1/4"	1"
60432	150-300	150	300	2.5	142	540	4.3	M8	R 1/4"	1"
60434	200-400	200	400	2.5	192	600	7	M8	R 1/4"	2"
60630	300-525	300	525	2.5	272	630	12	M8	R 1/4"	2"
60440	350-600	350	600	2.5	322	830	16	M10	R 1/4"	2"
60632	375-750	375	750	2.5	342	1050	19.7	M10	R 1/4"	2"
60454	500-800	500	800	2.5	472	1150	32.5	M10	R 1/4"	2"
60442	500-1000	500	1000	1.5	472	1150	32.5	M10	R 1/4"	2"
523942	600-1200	600	1200	1.5	574	1450	55.5	M10	2 x R 3/8"	4"
78960	750-1500	750	1500	1	600	2300	91	M10	2 x R 1/2"	4"
535882	800-1800	800	1800	1	600	3000	117	M10	2 x R 1/2"	4"

BACK PRESSURES (bar)* - PLUGY, PLUGSY

PLUG SIZE	PIPE DIAMETER (MM)																			
	40	70	100	150	200	250	300	350	400	500	600	800	1000	1200	1300	1400	1500	1600	1700	1800
40-70	2	1.2																		
70-150		2.2	1.7	1.3																
100-200			2.2	1.7	1.3															
150-200				2	1.5															
150-300				2.2	2	1.4	1.2													
200-400					2.2	2	1.7	1.5	1.2											
300-525							2	1.7	1.5	1.2										
350-600								2.1	1.9	1.6	1.3									
375-750									2	1.7	1.4									
500-800										1.8	1.4	1.1								
500-1000										1	0.8	0.6	0.5							
600-1200											1	0.7	0.6	0.5						
750-1500												1	0.9	0.8	0.7	0.6	0.5			
800-1800												1	1	0.9	0.8	0.7	0.6	0.5	0.5	0.4

* measured in a dry iron pipe

HIGH-PERFORMANCE PLUGS – PLUGY HPF AND PLUGSY HPF

TYPE 27

Savatech high-performance plugs PLUGY HPF and PLUGSY HPF made from high-quality rubber mixture and additional built-in aramid reinforcement ensure reliable functioning in more demanding conditions. The family of these plugs is ideal for flow stopping and pipe tightness testing. A wide range of bypass flows (4˝, 6˝, 8˝) is also available. They can withstand higher back pressures.

Higher back-pressures	Extra strong aramid reinforcement	Oil-resistant version available	A wider range of bypass flows available

Heavy duty eyebolts and quick coupling

PLUGY HPF 750-1500
545467

ACCESSORIES

INFLATION HOSE HPF NW10, 10 M, BLUE
(UP TO 500-1000) (TYPE 27)
3.4 KG
547714

INFLATION HOSE HPF NW12, 10 M, BLUE
(FROM 600-1200) (TYPE 57)
3.4 KG
547715

SINGLE FITTING CONTROLLER,
0.9 KG
3.0 BAR (TYPE 27)
547645

SINGLE FITTING CONTROLLER,
0.9 KG
2.5 BAR (TYPE 57) 547646
1.5 BAR (TYPE 57) 547647
1.0 BAR (TYPE 57) 547650

PLUGY HPF - BLOCKING PLUGS

PART NUMBER	NOMINAL SIZE	SIZE USAGE RANGE		REQUIRED INFLATION PRESSURE (BAR)	DEFLATED PLUG		PRODUCT WEIGHT (KG)	EYE BOLT	INFLATION VALVE
		MIN. DIA. (MM)	MAX. DIA. (MM)		DIAMETER (MM)	RUBBER LENGTH (MM)		M THREAD	THREAD SIZE
545456	100-200	100	200	3	92	500	1.2	M6	R 1/4"
545457	150-300	150	300	3	142	540	2.3	M12	R 1/2"
545458	200-400	200	400	3	192	600	3.8	M12	R 1/2"
545460	350-600	350	600	3	322	830	8.9	M12	R 1/2"
545463	500-800	500	800	3	472	1150	23	M12	R 1/2"
545464	500-1000	500	1000	3	472	1150	23	M12	R 1/2"
545465	600-1200	600	1200	2.5	574	1500	39.1	M16	R 1/2"
545467	750-1500	750	1500	1.5	600	2300	78.7	M16	R 1/2"
545783	800-1800	800	1800	1.5	600	3000	105.1	M16	R 1/2"
545785	1000-2400	1000	2400	1	960	4000	313.7	M16	R 1/2"

PLUGSY HPF - BYPASS PLUGS

PART NUMBER	NOMINAL SIZE	SIZE USAGE RANGE		REQUIRED INFLATION PRESSURE (BAR)	DEFLATED PLUG		PRODUCT WEIGHT (KG)	EYE BOLT	INFLATION VALVE	BYPASS DIAMETER
		MIN. DIA. (MM)	MAX. DIA. (MM)		DIAMETER (MM)	RUBBER LENGTH (MM)		M THREAD	THREAD SIZE	
545468	100-200	100	200	3	92	500	2.6	M6	R 1/4"	1"
545469	150-300	150	300	3	142	540	3.9	M8	R 1/4"	1"
545470	200-400	200	400	3	192	600	6.8	M12	R 3/8"	2"
545472	350-600	350	600	3	322	830	14.8	M12	R 3/8"	2"
545473	500-800	500	800	3	472	1150	31	M12	R 3/8"	2"
545474	500-1000	500	1000	3	472	1150	31	M12	R 3/8"	2"
545475 *	600-1200	600	1200	2.5	574	1500	54.3	M16	R 1/2"	4"/6"/8" *
545476 *	750-1500	750	1500	1.5	600	2300	94.8	M16	R 1/2"	4"/6"/8" *
545784 *	800-1800	800	1800	1.5	600	3000	125.6	M16	R 1/2"	4"/6"/8" *
545787 *	1000-2400	1000	2400	1	960	4000	341	M16	R 1/2"	4"/6"/8" *

* Note: The Part numbers apply to 4″ plugs

BACK PRESSURES (bar)* - PLUGY HPF, PLUGSY HPF

PLUG SIZE	PIPE DIAMETER (MM)																				
	100	150	200	250	300	350	400	500	600	800	1000	1200	1300	1400	1500	1600	1700	1800	2000	2200	2400
100-200 3 bar	2.6	2.1	1.7																		
150-300 3 bar		2.6	2.4	1.8	1.6																
200-400 3 bar			2.6	2.4	2.1	1.9	1.6														
350-600 3 bar						2.6	2.5	2	1.7												
500-800 3 bar								2.6	2.5	1.7											
500-1000 3 bar								2.6	2.5	1.7	1										
600-1200 2.5 bar									2.1	1.9	1.5	1									
750-1500 1.5 bar										1.2	1.1	1	0.9	0.8	0.7						
800-1800 1.5 bar										1.3	1.2	1.1	1	0.9	0.8	0.7	0.6	0.5			
1000-2400 1.0 bar											0.9	0.9	0.9	0.9	0.8	0.8	0.7	0.7	0.6	0.5	0.5

* measured in a dry iron pipe

LARGER FLOW PLUGS – PLUGSY VP

TYPE 26

Savatech multi-size plugs with a larger bypass PLUGSY VP cover the ranges from 100 mm up to 1800 mm. A replaceable rubber sleeve is reinforced with aramid cord and ensures safe and simple handling. Plugs are available in three different designs, depending on the conditions and bypass requirements.

Bypass diameter up to 8 inches	Replaceable rubber sleeve and bypass flange	Non-corrodive metal parts

VP2
PLUGSY VP 200-400 4"
60968

VP2
BYPASS ADAPTER
R2" FOR PLUGSY 200-400
520344

ACCESSORIES

SINGLE FITTING CONTROLLER, 0.9 KG
2.5 BAR 60310
2.0 BAR 565643
1.5 BAR 74609
1.0 BAR 74653

INFLATION HOSE, 10 M, RED, 1.2 KG
74268

INFLATION HOSE, 10 M, BLUE, 1.2 KG
71248

INFLATION HOSE, 10 M, YELLOW, 1.2 KG
76686

POLY LIFT INFLATION HOSE, 5 M, 1.9 KG
60957

POLY LIFT INFLATION HOSE, 10 M, 2.4 KG
60958

PLUGSY VP - BYPASS PLUG

PART NUMBER	NOMINAL SIZE	SIZE USAGE RANGE		REQUIRED INFLATION PRESSURE (BAR)	DEFLATED PLUG		PRODUCT WEIGHT (KG)	EYE BOLT	INFLATION VALVE	BYPASS DIAMETER (FEMALE)
		MIN. DIA. (MM)	MAX. DIA. (MM)		DIAMETER (MM)	RUBBER LENGTH (MM)		M THREAD	THREAD SIZE	
516942	100-150	98	150	2.5	88	370	2.2	M 6	Not removable	2"
516943	150-250	148	250	2	136	520	4.6	M 6	Not removable	3" (2")
520334	Bypass adapter R2" for PLUGSY 150-250 VP1									
516944	200-300	198	300	2	186	550	7.6	M 6	Not removable	4" (2")
520341	Bypass adapter R2" for PLUGSY 200-300 VP1									
60967	150-300	150	300	1.5	142	540	3.6	M 8	-	2"
514953	Bypass adapter R2" for PLUGSY 150-300 VP2									
60968	200-400	200	400	1.5	192	600	6.1	M 8	-	4" (2")
520344	Bypass adapter R2" for PLUGSY 200-400 VP2									
514954	Bypass adapter R4" for PLUGSY 200-400 VP2									
533539	300-525	300	525	1.5	272	630	11.7	M 10	R 1/4"	6" (4", 2")
534617	By pass adapter R4" for PLUGSY 300-525 VP2									
534615	By pass adapter R6" for PLUGSY 300-525 VP2									
60970	350-600	350	600	1.5	322	830	17	M 10	R 1/4"	6" (4", 2")
520347	Bypass adapter R4" for PLUGSY 350-600 VP2									
514955	Bypass adapter R6" for PLUGSY 350-600 VP2									
60971	500-1000	500	1000	1.5	472	1150	37.5	M 10	R 1/4"	8" (6", 4" ,2")
520349	Bypass adapter R4" for PLUGSY 500-1000 VP2									
520348	Bypass adapter R6" for PLUGSY 500-1000 VP2									
514956	Bypass adapter R8" for PLUGSY 500-1000 VP2									
535873	600-1200	600	1200	1.5	574	1450	65.1	M 12	2 x R 3/8"	6"
535874	600-1200	600	1200	1.5	574	1450	70.5	M 12	2 x R 3/8"	8"
535876	750-1500	750	1500	1	600	2300	79	M 12	2 x R 1/2"	6"
535878	750-1500	750	1500	1	600	2300	83	M 12	2 x R 1/2"	8"
535879	800-1800	800	1800	1	800	3000	121	M 12	2 x R 1/2"	6"
535880	800-1800	800	1800	1	800	3000	125	M 12	2 x R 1/2"	8"

VP1 VP1 Plugs are supplied with a thread, a bypass adapter needed only if reducing the bypass size

VP2 VP2 Plugs are supplied without a thread, therefore a bypass adapter is always required to ensure full functionallity, it is sold separatelly in different sizes

VP3 VP3 Plugs are supplied with a built-in adapter, which is included in plug's price

BACK PRESSURES (bar)* - PLUGSY VP

PLUG SIZE	PIPE DIAMETER (MM)												
	100	150	200	250	300	350	400	500	600	700	800	900	1000
100–150	1	0.8											
150–250		1	0.8	0.6									
200–300			1	0.8	0.6								
150–300		1	0.8	0.7	0.6								
200–400			1.1	0.9	0.7	0.6	0.6						
300–525					1	0.9	0.7	0.5					
350–600						0.9	0.8	0.7	0.6				
500–1000								1.1	0.9	0.8	0.7	0.6	0.6

BACK PRESSURES(bar)* - PLUGSY VP

PLUG SIZE	PIPE DIAMETER (MM)									
	600	800	1000	1200	1300	1400	1500	1600	1700	1800
600–1200	1	0.8	0.6	0.5						
750–1500		1	0.9	0.7	0.6	0.5	0.4			
800–1800		1	1	0.8	0.8	0.7	0.6	0.5	0.4	0.4

* measured in a dry iron pipe

PROTECTION SLEEVES FOR PLUGS

Savatech protective sleeves prevent superficial cuts on the plug's surface and reduce the possibility of plug's damage due to sharp objects or debris in the damaged pipes. They do not affect the back pressure values of the plugs. They extend the service life of a plug and are especially suitable for frequent applications such as rental operations. They comply with our standard plug sizes. The handles on both sides facilitate pulling the sleeve over the plug.

Additional plug damage protection | **Handles for easier manipulation** | **Also available in oil-resistant quality** | **Comply with standard plug sizes**

PROTECTIVE SLEEVES

PART NUMBER	SIZE USAGE RANGE		LENGTH (MM)	THICKNESS (MM)	PRODUCT WEIGHT (KG)
	MIN. DIA. (MM)	MAX. DIA. (MM)			
577071	70	150	200	1.5	0.1
531489	100	200	400	2	0.3
525342	150	300	500	3	1
515570	200	400	600	4	1.6
536435	300	525	620	4	2.8
510395	350	600	800	4	3.5
510396	375	750	1000	4	4.6
510397	500	1000	1100	4	5.5
527496	600	1200	1300	6	16.9
510399	750	1500	2100	6	24.5
535884	800	1800	2300	6	29.7
565770	1000	2400	3500	8	108

CHEMICAL-RESISTANT PLUGS MADE FROM CR RUBBER – PLUGY C AND PLUGSY C



Savatech PLUGY C and PLUGSY C are made from special CR rubber compound and are reinforced with aramid cord. Owing to their superb resistance to certain chemicals, they are ideal for use in the oil and gas industry.

Available in different sizes	Superb resistance to various liquids	Specially developed for use in refineries and food proceesing companies	CR rubber compound

PLUGY C 350-525
526623

Orange dot - indication of CR rubber

NOTE:
Please check the table of resistance to various media in chapter 3

ACCESSORIES

SINGLE FITTING CONTROLLER, 0.9 KG
2.5 BAR 60310
1.5 BAR 74609
1.0 BAR 74653

HAND HELD SINGLE DEADMAN 2.5 BAR, 0.9 KG
519442

INFLATION HOSE, 10 M, BLUE, 1.2 KG
71248

INFLATION HOSE, 10 M, YELLOW, 1.2 KG
76686

INFLATION HOSE, 10 M, RED, 1.2 KG
74268

POLY LIFT INFLATION HOSE,
5 M, 1.9 KG 60957
10 M, 2.4 KG 60958

1. 8. CHEMICAL-RESISTANT PLUGS MADE FROM CR RUBBER – PLUGY C AND PLUGSY C

PLUGY C - BLOCKING PLUGS

PART NUMBER	NOMINAL SIZE	SIZE USAGE RANGE		REQUIRED INFLATION PRESSURE (BAR)	DEFLATED PLUG		PRODUCT WEIGHT (KG)	EYE BOLT	INFLATION VALVE
		MIN. DIA. (MM)	MAX. DIA. (MM)		DIAMETER (MM)	RUBBER LENGTH (MM)		M THREAD	THREAD SIZE
526621	40–70	40	70	2.5	35	160	0.2	NA	R 1/4"
526622	70–150	70	150	2.5	68	300	0.4	NA	R 1/4"
60506	100–200	100	200	2.5	92	500	1.35	M6	R 1/4"
60507	150–300	150	300	2.5	142	540	2.6	M8	R 1/4"
60510	200–400	200	400	2.5	192	600	3.6	M8	R 1/4"
526623	300–525	300	525	2.5	272	630	6.8	M8	R 1/4"
60511	350–600	350	600	2.5	322	830	9.8	M10	R 1/4"
526624	375–750	375	750	2.5	342	1050	11.9	M10	R 1/4"
526625	500–800	500	800	2.5	472	1150	19.5	M10	R 1/4"
510070	500–1000	500	1000	1.5	472	1150	19.5	M10	R 1/4"
526626	600–1200	600	1200	1.5	574	1450	38	M10	2 x R 3/8"
528252	750–1500	750	1500	1	600	2300	75	M10	2 x R 1/4"
563299	800–1800	800	1800	1	600	3000	106	M10	2 x R 1/4"

PLUGSY C - BYPASS PLUGS

PART NUMBER	NOMINAL SIZE	SIZE USAGE RANGE		REQUIRED INFLATION PRESSURE (BAR)	DEFLATED PLUG		PRODUCT WEIGHT (KG)	EYE BOLT	INFLATION VALVE	BYPASS DIAMETER (FEMALE)
		MIN. DIA. (MM)	MAX. DIA. (MM)		DIAMETER (MM)	RUBBER LENGTH (MM)		M THREAD	THREAD SIZE	
526637	100-200	100	200	2.5	92	500	2.7	M6	R 1/4"	1"
526636	150-300	150	300	2.5	142	540	4.3	M8	R 1/4"	1"
526635	200-400	200	400	2.5	192	600	7	M8	R 1/4"	2"
526634	300-525	300	525	2.5	272	630	12	M8	R 1/4"	2"
526633	350-600	350	600	2.5	322	830	16	M10	R 1/4"	2"
526631	375-750	375	750	2.5	342	1050	19.7	M10	R 1/4"	2"
526629	500-800	500	800	2.5	472	1150	32.5	M10	R 1/4"	2"
526628	500-1000	500	1000	1.5	472	1150	32.5	M10	R 1/4"	2"
526627	600-1200	600	1200	1.5	574	1450	55.5	M10	2 x R 3/8"	4"
529446	750-1500	750	1500	1	600	2300	91	M10	2 x R 1/2"	4"
581132	800-1800	800	1800	1	600	3000	117	M10	2 x R 1/2"	4"

BACK PRESSURES (bar)* - PLUGY C, PLUGSY C

PLUG SIZE	PIPE DIAMETER (MM)																			
	40	70	100	150	200	250	300	350	400	500	600	800	1000	1200	1300	1400	1500	1600	1700	1800
40-70	2	1.2																		
70-150		2.2	1.7	1.3																
100-200			2.2	1.7	1.3															
150-200				2	1.5															
150-300				2.2	2	1.4	1.2													
200-400					2.2	2	1.7	1.5	1.2											
300-525							2	1.7	1.5	1.2										
350-600								2.1	1.9	1.6	1.3									
375-750									2	1.7	1.4									
500-800										1.8	1.4	1.1								
500-1000										1	0.8	0.6	0.5							
600-1200											1	0.7	0.6	0.5						
750-1500												1	0.9	0.8	0.7	0.6	0.5			
800-1800												1	1	0.9	0.8	0.7	0.6	0.5	0.5	0.4

* measured in a dry iron pipe

CHEMICAL-RESISTANT PLUGS MADE FROM-NBR RUBBER – PLUGY NBR

Savatech PLUGY NBR plugs are made from special NBR rubber compound and reinforced with aramid cord. Owing to their superb resistance to certain chemicals, they are ideal for use in the oil and gas industry.

NBR rubber compound	Superb resistance to various liquids	Specially developed for use in refineries and food proceesing companies	Stainless steel connections

SUPERB RESISTANCE OF PLUGS APPLIES TO

- Most mineral oils and mineral-oil based greases
- Normal fuels like gasoline, diesel and light heating oils
- Animal and vegetable oils and fats

- Temperature resistance from -10°C to +80°C

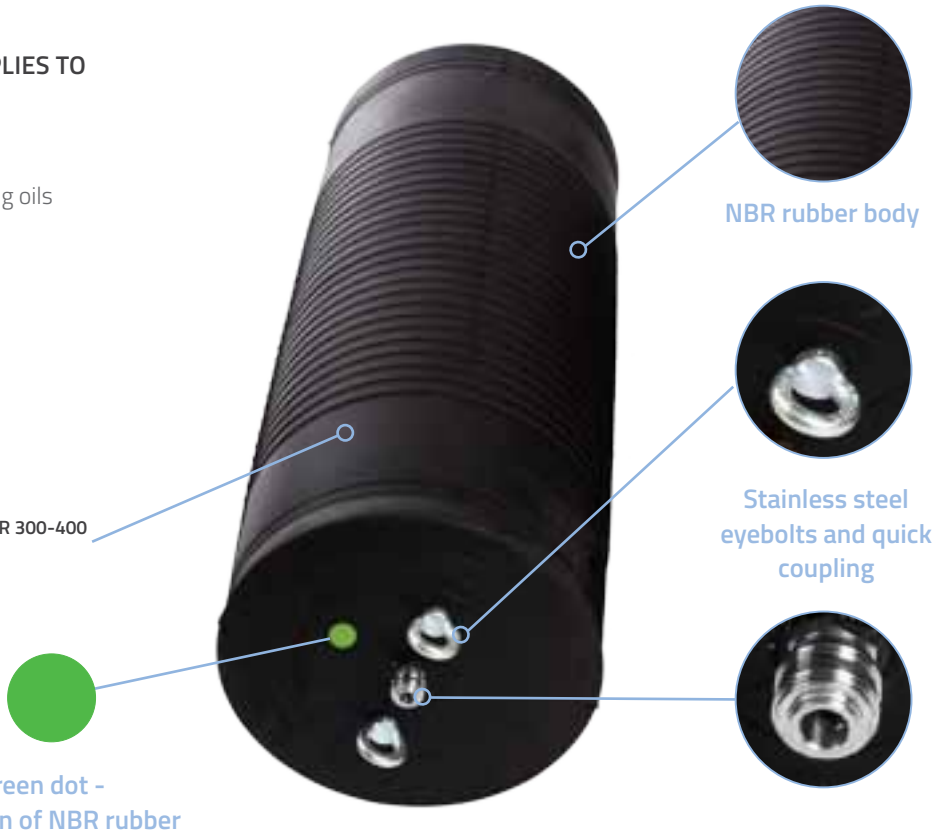

ACCESSORIES

SINGLE FITTING CONTROLLER, 0.9 KG
2.5 BAR 60310
1.5 BAR 74609

HAND HELD SINGLE DEADMAN 2.5 BAR, 0.9 KG
519442

INFLATION HOSE EPDM-INOX CONNECTORS, 10 M, 3 KG
582559

CHEMICAL-RESISTANT PLUGS MADE FROM NBR RUBBER – PLUGY NBR

CHEMICAL RESISTANCE TABLE

MEDIUM	TEMPERATURE (°C)	NR/BR	CR	NBR
Ethane		4	2	1
Kerosene	70	4	3	1
Liquified petrolium gas		4	2	1
Methane	23	4	3	1
Naphtha	23	4	4	1
Natural gas		3	1	1
Oil 1 (ASTM No.1, ISO 1817)	100	4	1	1
Oil 2 (IRM 902, ISO 1817)	100	4	2	1
Oil 3 (IRM 903, ISO 1817)	100	4	4	1

1 – no / insignificant effect 2 – minor effect 3 – moderate effect 4 – severe effect

NR/BR - standard plugs from natural rubber mixture
CR - oil-resistant plugs from Chloroprene rubber - Type C
NBR - oil-resistant plugs from Nitrile rubber - Type NBR

PLUGY NBR - BLOCKING PLUGS

PART NUMBER	NOMINAL SIZE	SIZE USAGE RANGE		REQUIRED INFLATION PRESSURE (BAR)	DEFLATED PLUG DIMENSIONS		PRODUCT WEIGHT (KG)	EYE BOLT	INFLATION VALVE
		MIN. DIA. (MM)	MAX. DIA. (MM)		DIAMETER (MM)	LENGTH (MM)		M THREAD	THREAD SIZE
572791	40-70	40	70	2.5	35	160	0.3	NA	R 1/4"
572792	70-150	70	100	2.5	68	300	0.8	NA	R 1/4"
572793	100-150	100	150	2.5	92	500	1.2	M6	R 1/4"
572794	150-200	150	200	2.5	142	540	2.2	M8	R 1/4"
572795	200-300	200	300	2.5	192	600	3.2	M8	R 1/4"
572796	300-400	300	400	2.5	272	630	5.5	M8	R 1/4"
572797	350-500	350	500	2.5	322	830	9.0	M10	R 1/4"
572798	500-600	472	600	2.5	472	1150	28.0	M10	R 1/4"
572799	600-800	574	800	1.5	574	1450	45.5	M10	R 1/4"

BACK PRESSURES (bar)* - PLUGY NBR

PLUG SIZE	PIPE DIAMETER [mm]											
	40	70	100	150	200	250	300	350	400	500	600	800
40-70	2.0	1.2										
70-150		2.2	1.7									
100-150			2.2	1.7								
150-200				2.2	1.2							
200-300					2.2	2.0	1.7					
300-400							2.0	1.7	1.5			
350-500								2.1	1.9	1.6		
500-600										1.8	1.4	
600-800											1.0	0.7

* measured in a dry iron pipe

Savatech CONE PLUGY CP plugs are available in dimensions from 400 mm - 2400 mm. They are produced from special CR rubber and reinforced with fabric. The additional sealing foam improves sealing in all conditions. Plugs are equipped with carrying handles and eyelets for easier manipulation. They are very light and suitable for sealing pipes of various shapes (cone, oval, etc..).

Repairable material	Wide range	Conical shape	Light-weight

CONE PLUGY CP - BLOCKING PLUGS

PART NUMBER	NOMINAL SIZE	SIZE USAGE RANGE		REQUIRED INFLATION PRESSURE (BAR)	INFLATED PLUG		BACK PRESSURE* (BAR)	INFLATION VALVE
		MIN. DIA. (MM)	MAX. DIA. (MM)		WEIGHT (KG)	LENGTH (MM)		THREAD SIZE
574340	400-1000	400	1000	1	16.6	2000	0.5	R1/2"
574341	600-1500	600	1500	1	35.7	3000	0.5	R1/2"
574342	700-2000	700	2000	1	83.8	3600	0.5	R1/2"
574343	900-2400	900	2400	1	111.5	4800	0.5	R1/2"

* back pressure 0.5 bar water or 0.2 bar air/vacuum

ACCESSORIES

DOUBLE FITTING CONTROLLER, 2.0 KG
504061

INFLATION HOSE 10 M WITH SAFETY GEKA COUPLING, 3.0 KG
519817

1. 11. PILLOW-SHAPED PLUGS – PLUGY PILLOW AND PLUGSY PILLOW

GEKA

The unique construction and high-quality materials of Savatech pillow-shaped PLUGY PILLOW and PLUGSY PILLOW plugs ensure low weight and high flexibility during use and storage. Plugs of this type are suitable for the largest pipelines and can be custom-made to fit any pipeline diameter.



Flexible and fully foldable	Small insertion diameter required	Fit through a 600 mm manhole	Custom-made dimensions available

Deflated Pillow

Folded Pillow



PLUGY PILLOW 600-1000
529411

ACCESSORIES

DOUBLE FITTING CONTROLLER, 2.0 KG
504061

INFLATION HOSE 10 M WITH SAFETY GEKA COUPLING, 3.0 KG
519817

ADAPTER GEKA/26, 0.2 KG
575711

PLUGY PILOW - BLOCKING PLUGS

PART NUMBER	NOMINAL SIZE	SIZE USAGE RANGE		REQUIRED INFLATION PRESSURE (BAR)	MAX. ALLOWABLE BACK PRESSURE		DEFLATED PLUG			PRODUCT WEIGHT (KG)	SHACKLE	INFLATION VALVE
		MIN. DIA. (MM)	MAX. DIA. (MM)		WATER HEAD (BAR)	WATER HEAD (M)	DIAMETER (MM)	WIDTH (MM)	LENGTH (MM)		M THREAD	THREAD SIZE
529411	600-1000	600	1000	1	0.7	7	580	910	2100	18	12 x 2	2 x R1/2"
529412	800-1200	800	1200	0.9	0.6	6	780	1230	2500	29	12 x 2	2 x R1/2"
529413	1200-1600	1200	1600	0.8	0.5	5	1170	1830	3200	51	12 x 3	2 x R1/2"
529414	1600-2000	1600	2000	0.6	0.4	4	1560	2450	4000	86	12 x 3	2 x R1/2"
529491	1900-2200	1900	2200	0.5	0.3	3	1850	2910	4800	100	12 x 4	2 x R1/2"
545429	2400-2500	2400	2500	0.5	0.3	3	2350	3690	5600	222	12 x 6	2 x R1/2"
545430	2600-2700	2600	2700	0.4	0.2	2	2550	4000	6500	288	12 x 6	2 x R1/2"
545431	2800-2900	2800	2900	0.3	0.1	1	2740	4300	7000	332	12 x 6	2 x R1/2"
545432	3000	3000	3000	0.3	0.1	1	2930	4600	7500	377	12 x 6	2 x R1/2"

PLUGSY PILOW - BYPASS PLUGS

PART NUMBER	NOMINAL SIZE	SIZE USAGE RANGE		REQUIRED INFLATION PRESSURE (BAR)	MAX. ALLOWABLE BACK PRESSURE		DEFLATED PLUG			PRODUCT WEIGHT (KG)	SHACKLE	INFLA-TION VALVE	BYPASS DIAMETER (FEMALE)
		MIN. DIA. (MM)	MAX. DIA. (MM)		WATER HEAD (BAR)	WATER HEAD (M)	DIAMETER (MM)	WIDTH (MM)	LENGTH (MM)		M THREAD	THREAD SIZE	
529415	600-1000	600	1000	1	0.7	7	580	910	2100	23	12 x 2	2 x R1/2"	2"
529416	800-1200	800	1200	0.9	0.6	6	780	1230	2500	34	12 x 2	2 x R1/2"	2"
529417	1200-1600	1200	1600	0.8	0.5	5	1170	1830	3200	57	12 x 3	2 x R1/2"	2"
529418	1600-2000	1600	2000	0.6	0.4	4	1560	2450	4000	92	12 x 3	2 x R1/2"	2"
529492	1900-2200	1900	2200	0.5	0.3	3	1850	2910	4800	100	12 x 4	2 x R1/2"	2"
545433	2400-2500	2400	2500	0.5	0.3	3	2350	3690	5600	234	12 x 6	2 x R1/2"	2"
545434	2600-2700	2600	2700	0.4	0.2	2	2550	4000	6500	301	12 x 6	2 x R1/2"	2"
545435	2800-2900	2800	2900	0.3	0.1	1	2740	4300	7000	346	12 x 6	2 x R1/2"	2"
545436	3000	3000	3000	0.3	0.1	1	2930	4600	7500	392	12 x 6	2 x R1/2"	2"

Inserting a folded pillow plug

Placing – pillow plug should be positioned horizontally



Inflated pillow plug

1. 12. EGG-SHAPED PLUGS – PLUGY EI, PLUGY EI PILLOW AND PLUGSY EI, PLUGSY EI PILLOW

TYPE 26 (EI)

The shape of the first two sizes is adapted to the shape of the pipeline, while the larger sizes are pillow-shaped to simplify insertion through the manholes. Plugs are available in seven standard sizes, both sealing and bypass types.

Fit all standard egg-shapped pipes	Two design versions	Wide range

EI DESIGN (FOR SMALL SIZES)

EI PILLOW DESIGN (FOR LARGER SIZES)

Deflated pillow plugsy EI

NOTE: Pillow EI plug should be placed vertically

EGG-SHAPED PLUGS – PLUGY EI, PLUGY EI PILLOW AND PLUGSY EI, PLUGSY EI PILLOW

ACCESSORIES EI DESIGN

SINGLE FITTING CONTROLLER, 0.9 KG 1.5 BAR
74609

INFLATION HOSE, 10 M, RED, 1.2 KG
74268

INFLATION HOSE, 10 M, BLUE, 1.2 KG
71248

INFLATION HOSE, 10 M, YELLOW, 1.2 KG
76686

POLY LIFT INFLATION HOSE, 5 M, 1.9 KG
60957

POLY LIFT INFLATION HOSE, 10 M, 2.4 KG
60958

ACCESSORIES EI PILLOW DESIGN

DOUBLE FITTING CONTROLLER, 2.0 KG
504061

INFLATION HOSE 10 M WITH SAFETY GEKA COUPLING, 3.0 KG
519817

PLUGY EI - BLOCKING PLUGS

PART NUMBER	NOMINAL SIZE	SIZE USAGE RANGE		REQUIRED INFLATION PRESSURE (BAR)	MAX. ALLOWED BACK PRESSURE		DEFLATED PLUG			PRODUCT WEIGHT (KG)	EYE BOLT	SHACKLE	INFLATION VALVE
		MIN. DIA. (MM)	MAX. DIA. (MM)		WATER HEAD (BAR)	WATER HEAD (M)	DIAMETER (MM)	WIDTH (MM)	LENGTH (MM)		M THREAD	M THREAD	THREAD SIZE
503485	EI 1	200/300	250/375	1.5	0.5	5	180x265	/	600	7	8	NA	TYPE 26
503486	EI 2	300/450	350/525	1.5	0.5	5	280x415	/	700	14.8	8	NA	TYPE 26
526694	EI 3 - PILLOW	400/600	500/750	1.3	0.5	5	420	660	1800	20.1	NA	12 x 2	2 x R1/2"
568807	EI 3s - PILLOW	600/900	600/900	1.3	0.5	5	636	1000	1800	26.7	NA	12 x 2	2 x R1/2"
519444	EI 4 - PILLOW	700/1050	800/1200	0.9	0.5	5	751	1180	2300	36.1	NA	12 x 2	2 x R1/2"
519447	EI 5 - PILLOW	900/1350	1000/1500	0.8	0.5	5	955	1500	2900	53.9	NA	12 x 3	2 x R1/2"
536345	EI 6 - PILLOW	1200/1800	1400/2100	0.6	0.4	4	1394	2190	3400	92.4	NA	12 x 3	2 x R1/2"

PLUGSY EI - BYPASS PLUGS

PART NUMBER	NOMINAL SIZE	SIZE USAGE RANGE		REQUIRED INFLATION PRESSURE (BAR)	MAX. ALLOWED BACK PRESSURE		DEFLATED PLUG			PRODUCT WEIGHT (KG)	EYE BOLT	SHACKLE	BYPASS DIAMETER
		MIN. DIA. (MM)	MAX. DIA. (MM)		WATER HEAD (BAR)	WATER HEAD (M)	DIAMETER (MM)	WIDTH (MM)	LENGTH (MM)		M THREAD	M THREAD	
504158	EI 1	200/300	250/375	1.5	0.5	5	180x265	/	600	10.2	8	NA	2"
504160	EI 2	300/450	350/525	1.5	0.5	5	280x415	/	700	17.9	8	NA	3"
526695	EI 3 - PILLOW	400/600	500/750	1.3	0.5	5	420	660	1800	25.4	NA	12 x 2	2"
568808	EI 3s - PILLOW	600/900	600/900	1.3	0.5	5	636	1000	1800	32.1	NA	12 x 2	2"
519448	EI 4 - PILLOW	700/1050	800/1200	0.9	0.5	5	751	1180	2300	42.1	NA	12 x 2	2"
519449	EI 5 - PILLOW	900/1350	1000/1500	0.8	0.5	5	955	1500	2900	60.8	NA	12 x 3	2"
536350	EI 6 - PILLOW	1200/1800	1400/2100	0.6	0.4	4	1394	2190	3400	100.9	NA	12 x 3	2"

MANHOLE PLUGS – PLUGSY VJ

TYPE 26



Savatech PLUGSY VJ for manhole tightness testings are short and light, equipped with three eyebolts for a simple vertical insertion of a plug.

Suitable for EN 1610 testing	Special narrow design to fit manhole	Simple handling	Heavy duty



PLUGSY VJ SINGLE-SIZE DESIGN (VJ 600, VJ 800, VJ 1000)

PLUGSY VJ MULTI-SIZE DESIGN (VJ 600-650)

PLUGSY VJ - BYPASS PLUGS

PART NUMBER	NOMINAL SIZE	SIZE USAGE RANGE		REQUIRED INFLATION PRESSURE (BAR)	DEFLATED PLUG		PRODUCT WEIGHT (KG)	INFLATION VALVE	BYPASS DIAMETER (FEMALE)
		MIN. DIA. (MM)	MAX. DIA. (MM)		DIAMETER (MM)	LENGTH (MM)		THREAD SIZE	
501841	600-650	600	650	1.5	560	360	16	R 1/4"	2"
538201	600	590	600	0.5	582	200	3.7	R 1/4"	2"
535889	800	780	800	0.5	770	200	5	R 1/4"	2"
535890	1000	980	1000	0.5	970	200	6.5	R 1/4"	2"

HIGH-PRESSURE PLUGS – PLUGY HP 6 BAR, 12 BAR AND 30 BAR

Savatech PLUGY HP plugs are specially reinforced plugs suitable for sealing of pipes with extremely high back pressures.

Special reinforcement	High back pressures	Heavy duty

PLUGY HP 6 BAR
350 -500
60909

PLUGY HP 6 BAR, 12 BAR DESIGN

PLUGY HP 30 BAR DESIGN

PLUGSY HP 30 BAR
537323

Front view

ACCESSORIES 6 BAR AND 12 BAR

SINGLE FITTING CONTROLLER, 0.9 KG
12 BAR 531544
6 BAR 531542

INFLATION HOSE, 10 M, RED, 1.2 KG
74268

INFLATION HOSE, 10 M, BLUE, 1.2 KG
71248

INFLATION HOSE, 10 M, YELLOW, 1.2 KG
76686

POLY LIFT INFLATION HOSE, 5 M, 1.9 KG
60957

POLY LIFT INFLATION HOSE, 10 M, 2.4 KG
60958

HIGH-PRESSURE PLUGS – PLUGY HP 6 BAR, 12 BAR AND 30 BAR

TYPE 26 - SAFETY (30 bar)

ACCESSORIES 30 BAR

SINGLE FITTING CONTROLLER, 0.9 KG
30 BAR
282184

INFLATION HOSE, 10 M, 4 KG
546714

PLUGY HP 6 BAR - BLOCKING PLUGS

PART NUMBER	NOMINAL SIZE	SIZE USAGE RANGE		REQUIRED INFLATION PRESSURE (BAR)	MAX. ALLOWED BACK PRESSURE (BAR)	DEFLATED PLUG		PRODUCT WEIGHT (KG)	EYE BOLT	INFLATION VALVE
		MIN. DIA. (MM)	MAX. DIA. (MM)			DIAMETER (MM)	LENGTH (MM)		M THREAD	THREAD SIZE
60887	100-150	100	150	6	3	92	535	1.2	6	R 1/4"
60907	150-200	150	200	6	3	142	575	2	8	R 1/4"
60908	200-300	200	300	6	3	192	635	3.2	8	R 1/4"
60909	350-500	350	500	6	3	322	865	8.7	8	R 1/4"
60924	500-600	500	600	6	3	472	1185	18	10	R 1/4"

PLUGY HP 12 BAR - BLOCKING PLUGS

PART NUMBER	NOMINAL SIZE	SIZE USAGE RANGE		REQUIRED INFLATION PRESSURE (BAR)	MAX. ALLOWED BACK PRESSURE (BAR)	DEFLATED PLUG		PRODUCT WEIGHT (KG)	EYE BOLT	INFLATION VALVE
		MIN. DIA. (MM)	MAX. DIA. (MM)			DIAMETER (MM)	LENGTH (MM)		M THREAD	THREAD SIZE
518561	100-125	100	125	12	10	92	540	1.5	6	R 1/4"
518562	150	150	150	12	10	142	580	2.7	8	R 1/4"
518563	200-250	200	250	12	10	192	640	4.3	8	R 1/4"
518564	300-350	300	350	12	10	272	670	8	8	R 1/4"
518565	400	400	400	12	10	322	870	11.5	10	R 1/4"
518566	500	500	500	12	10	472	1190	24.1	10	R 1/4"

PLUGY HP 30 BAR - BLOCKING PLUGS

PART NUMBER	NOMINAL SIZE	SIZE USAGE RANGE		REQUIRED INFLATION PRESSURE (BAR)	MAX. ALLOWED BACK PRESSURE (BAR)	DEFLATED PLUG		RUBBER SLEEVE LENGTH (MM)	PRODUCT WEIGHT (KG)
		MIN. DIA. (MM)	MAX. DIA. (MM)			DIAMETER (MM)	LENGTH (MM)		
538625	55-75	55	75	30	16	54	615	400	3
533837	75-100	75	100	30	16	73	600	400	5
533838	100-150	100	150	30	16	88	614	400	6.7
533839	150-200	150	200	30	16	122	621	400	13

PLUGSY HP 30 BAR - BYPASS PLUGS

PART NUMBER	NOMINAL SIZE	SIZE USAGE RANGE		REQUIRED INFLATION PRESSURE (BAR)	MAX. ALLOWED BACK PRESSURE (BAR)	FLOW THROUGH (MM)	BYPASS THREAD ["]	RUBBER SLEEVE LENGTH (MM)	PRODUCT WEIGHT (KG)
		MIN. DIA. (MM)	MAX. DIA. (MM)						
537553	55-75	55	75	30	16	10	3/8	400	3
537661	75-100	75	100	30	16	15	1/2	400	4.8
537323	100-150	100	150	30	16	20	3/4	400	7
537672	150-200	150	200	30	16	25	1	400	13

Savatech offers the equipment for testing according to EN 1610. The BS EN 1610 covers the construction and related testing of drains and sewers that are laid underground and/or operate under pressure. It is suitable for drains and sewers installed in the trenches, under the embankments or above ground.

Air test according to EN 1610

Water test according to EN 1610

AIR TEST CONCEPT



DIMENSIONS		1 PLUGS	2 ADAPTERS	3 INFLATION HOSES FOR FILLING THE PIPE	4 MEASURING HOSE	5 CONTROLLERS	6 INFLATION HOSES FOR PLUGS
FOR SMALLER PLUGS							
from	up to						
S6	S6-8	1 X PLUGY 1 X PLUGSY	1 x 60449	1 x 76684	1 x 78070	2 x 60010	2 x 78905
S8	S12		1 x 60450	1 x 76684	1 x 78070	2 x 60010	2 x 78905
FOR LARGER PLUGS							
from	up to						
100-200	150-300	1 X PLUGY 1 X PLUGSY	1 x 60449	1 x 76684	1 x 78070	2 x 60310	2 x 76686
200-400	500-800		1 x 60450	1x 60452	1 x 78070	2 x 60310	2 x 76686
500-1000			1 x 60450	1x 60452	1 x 78070	2 x 74609	2 x 76686
600-1200			1 x 60443	1x 60452	1 x 78070	2 x 74609	2 x 76686
750-1500	800-1800		1 x 60443	1x 60452	1 x 78070	2 x 74653	2 x 76686

TEST ACCESSORIES

AIR TEST EQUIPMENT

ADAPTER R1", 2X QUICK ACTION COUPLING
60449

ADAPTER R2", WITH GEKA COUPLING, AND QUICK ACTION COUPLING
60450

ADAPTER R4", WITH GEKA COUPLING, AND QUICK ACTION COUPLING
60443

INFLATION HOSE 5 M, 8 MM I.D. WITH QUICK ACTION COUPLING TO FILL THE PIPE
76684

INFLATION HOSE 5 M, 19 MM I.D. WITH GEKA COUPLING TO FILL THE PIPE
60452

MEASURING HOSE 0-0.6 BAR, 10 M WITH NIPPLE AND GAUGE, RED
78070

SINGLE FITTING CONTROLLER
2.5 BAR 60310
1.5 BAR 74609
1.0 BAR 74653

INFLATION HOSE,10 M, YELLOW
76686

HAND OPERATED PUMP
60010

INFLATION HOSE, 5 M, GREEN, 78905

WATER TEST CONCEPT

DIMENSIONS		1 PLUGS	2 ADAPTERS	3 STORZ COUPLING	4 FLOATING BLEEDERS	5 CONTROLLERS	6 INFLATION HOSES FOR PLUGS
FOR SMALLER PLUGS							
from	up to						
S6	S6-8	2 X PLUGSY	1 x 60407	1 x 60380	1 x 60446	2 x 60010	2 x 78905
S8	S12		1 x 60412	1 x 60388	1 x 60448	2 x 60010	2 x 78905
FOR LARGER PLUGS							
from	up to						
100-200	150-300	2 X PLUGSY	1 x 60407	1 x 60380	1 x 60446	2 x 60310	2 x 76686
200-400	500-800		1 x 60412	1x 60388	1 x 60448	2 x 60310	2 x 76686
500-1000			1 x 60412	1x 60388	1 x 60448	2 x 74609	2 x 76686
600-1200			1 x 60438	1x 60428	1 x 60439	2 x 74609	2 x 76686
750-1500	800-1800		1 x 60438	1x 60428	1 x 60439	2 x 74653	2 x 76686

WATER TEST EQUIPMENT

ADAPTER, STORZ D TEST AND MEASURING HOSE, 6 M
60407

ADAPTER, STORZ C TEST AND MEASURING HOSE, 6 M
60412

ADAPTER, STORZ A TEST AND MEASURING HOSE, 6 M
60438

STORZ COUPLING
D 60380
C 60388
A 60428

FLOATING BLEEDER HOSE R 1"
60446

FLOATING BLEEDER HOSE R 2"
60448

FLOATING BLEEDER HOSE R 4"
60439

INFLATION HOSE, 10 M, YELLOW
76686

SINGLE FITTING CONTROLLER
2.5 BAR 60310
1.5 BAR 74609
1.0 BAR 74653

HAND OPERATED PUMP
60010

INFLATION HOSE, 5 M, GREEN, 78905

HOUSE CONNECTION TEST SET

Savatech house connection test set is suitable for tightness test in house connections, piping and drains with water or air according to the DIN EN 1610 standard. It is simple to use and facilitates effective work from one inlet opening with a simultaneous inflation of both plugs. The distance between the testing plugs can quickly be adjusted, as connecting hoses are of different lengths. The product is well known for its simple use, reliability and low air requirement.

Suitable for EN 1610 testing | **Simultaneous inflation of both plugs** | **Simple handling and use** | **High-quality materials**

- Simultaneous inflation of both plugs
- Small/short/compact bypass plugs with hoses of various colours



Hidden connections inside the plug

ADVANTAGES

- Extremely light and flexible sealing plug
- Handy and simple venting floater
- Extremely flexible push rods
- Small, compact, lightweight, impact-resistant and weatherproof carrying case

HOUSE CONNECTION TEST SET - PLUGY, PLUGSY

PART NUMBER	TYPE	SIZE USAGE RANGE		REQUIRED INFLATION PRESSURE (BAR)	MAX. ALLOWED BACK PRESSURE (BAR)	SIZE OF DEFLATED PLUG		INSERTION OPENING (MM)	PRODUCT WEIGHT (KG)
		MIN. DIA. (MM)	MAX. DIA. (MM)			DIAMETER (MM)	LENGTH (MM)		
562158	Plugsy 100-150	100	150	2.5	0.2	80	160	100	1.5
564063	Plugy 100-150	100	150	2.5	1	98	420	100	0.6
562159	Plugsy 150-210	150	210	2.5	0.2	120	180	150	2.9
564064	Plugy 150-210	150	210	2.5	1	140	510	150	0.8

PROPOSED HOUSE CONNECTION TEST SETS

	PART NUMBER	DESCRIPTION	XL SET (COMBINED SET)	M SET	S SET
			Quantity (pc)		
1	562158	Plugsy 100-150	1	1	
2	564063	Plugy 100-150	1	1	
3	562159	Plugsy 150-210	1		1
4	564064	Plugy 150-210	1		1
5	564061	Spring hose connector	1	1	1
6	562150	GEKA T piece	1	1	1
7	562151	GEKA ball valve	1	1	1
8	562152	Water measuring hose fi13, 5m	1	1	1
9	562153	Air inflation hose fi8, 3m	1	1	1
10	562157	Holding rope fi3mm,10m	1	1	1
11	563381	Controller 2,5 bar	1	1	1
12	563535	Venting floater	1	1	1
13	547164	Push rod HC-TIP 21KS L=0,5M (2 pieces)	1	1	1
14	547165	Push rod HC-TIP 21KS L=1,0M (1 piece)	1	1	1
15	547166	Push rod HC-TIP 21KS L=2,0M (4 pieces)	1	1	1
16	566556	Push rod carrying sleeve	1	1	1
17	567429	Con. Element for testing with air	1	1	1
18	566529	Carrying case - small		1	1
19	562160	Carrying case - large	1		

ACCESSORIES

PLUGY 100-150
564063

PLUGY 150-210
564064

PLUGSY 100-150
562158

PLUGSY 150-210
562159

CON. ELEMENT FOR TESTING WITH AIR
567429

CARRYING CASE - LARGER
562160

CARRYING CASE - SMALLER
566529

HOLDING ROPE fi 3 mm, 10 m
562157

PUSH ROD HC-TYPE 21 KS, L=0.5 M
547164

PUSH ROD HC-TYPE 21 KS, L=1 M
547165

PUSH ROD HC-TYPE 21 KS , L=2 M
547166

VENTING FLOATER
563535

SPRING HOSE CONNECTOR
564061

GEKA BALL VALVE
562151

3X GEKA T PIECE
562150

WATER MEASURING HOSE FI 13 MM, 5 M
562152

AIR INFLATION HOSE FI 8 MM, 3 M
562153

CONTROLLER 2.5 BAR
563381

PROTECTION PIPE FOR PUSH RODS
565089

PNEUMATIC REHABILITATION PACKERS

FOLLOW
USER MANUAL

WEAR PERSONAL
PROTECTIVE EQUIPMENT

LATERAL PACKERS HP-K

Savatech LATERAL PACKERS are suitable for repairs of pipes of smaller diameters, especially in house connection installations. These packers are rounded on both ends in order to simplify handling and insertion. They are equipped with quick action couplings.

Replaceable rubber sleeve	Highly flexible	Non-corrodive metal parts	Lightweight and flexible

ACCESSORIES

SINGLE FITTING CONTROLLER, 0.9 KG
3.0 BAR 537048
2.5 BAR 60310

PUSH RODS
1.5 M, 0.3 KG
60491

INFLATION HOSE,
10 M, 1.2 KG
RED 74268
BLUE 71248
YELLOW 76686

POLY LIFT INFLATION HOSE,
5 M, 1.9 KG 60957
10 M, 2.4 KG 60958

LATERAL PACKERS

PART NUMBER	NOMINAL SIZE	SIZE USAGE RANGE		REQUIRED INFLATION PRESSURE (BAR)	PRODUCT WEIGHT (KG)	RUBBER BODY LENGTH (MM)	DEFLATED PACKER	
		MIN. DIA. (MM)	MAX. DIA. (MM)				DIAMETER (MM)	LENGTH (MM)
529897	3.5-5 x 0.7 m	35	50	2.5	0.4	700	26	765
530785	3.5-5 x 1 m	35	50	2.5	0.5	1000	26	1065
530786	3.5-5 x 1.5 m	35	50	2.5	0.7	1500	26	1565
530787	3.5-5 x 2 m	35	50	2.5	0.8	2000	26	2065
538491	3.5-5 x 3 m	35	50	2.5	1.1	3000	26	3065
542187	5-7.5 x 0.7 m	50	75	3	0.6	700	30	765
281246	5-7.5 x 1 m	50	75	3	0.7	1000	30	1065
543422	5-7.5 x 1.5 m	50	75	3	0.8	1500	30	1565
543423	5-7.5 x 2 m	50	75	3	1.1	2000	30	2065
543431	5-7.5 x 3 m	50	75	3	1.4	3000	30	3065
60052	7-10 x 0.6 m	70	100	2.5	0.6	600	45	720
60053	7-10 x 1 m	70	100	2.5	0.8	1000	45	1120
60059	7-10 x 1.5 m	70	100	2.5	1.1	1500	45	1620
60060	7-10 x 2 m	70	100	2.5	1.4	2000	45	2120
559830	7-10 x 2.5 m	70	100	2.5	1.6	2500	45	2620
60061	7-10 x 3 m	70	100	2.5	1.9	3000	45	3120
60069	7-10 x 4 m	70	100	2.5	2.4	4000	45	4120
60081	7-10 x 5 m	70	100	2.5	2.8	4900	45	5020
60307	10-15 x 0.6 m	100	150	2.5	1.1	600	65	720
60308	10-15 x 1 m	100	150	2.5	1.5	1000	65	1120
60309	10-15 x 1.5 m	100	150	2.5	1.9	1500	65	1620
60311	10-15 x 2 m	100	150	2.5	2.4	2000	65	2120
60224	10-15 x 2.5 m	100	150	2.5	2.8	2500	65	2620
60461	10-15 x 3 m	100	150	2.5	3.2	3000	65	3120
60492	10-15 x 4 m	100	150	2.5	4	4000	65	4120
60298	10-15 x 5 m	100	150	2.5	5.4	4900	65	5020
60314	15-20 x 0.6 m	150	200	2.5	1.9	600	85	720
60330	15-20 x 1 m	150	200	2.5	2.5	1000	85	1120
60331	15-20 x 1.5 m	150	200	2.5	3.1	1500	85	1620
60343	15-20 x 2 m	150	200	2.5	3.8	2000	85	2120
60516	15-20 x 3 m	150	200	2.5	5	3000	85	3120
60955	15-20 x 4 m	150	200	2.5	6.3	4000	85	4120
60005	15-20 x 5 m	150	200	2.5	8.6	4900	85	5020

The ends of Medusa packers are made from special and extremely flexible soft rubber, which simplifies handling of the packer in narrow spaces. Since the packer end can be pushed closer to the pipe edge, T-connection pipe repairs are more efficient.

Fully flexible soft rubber end	Sealing of blind sewage lines	Eyebolt on soft rubber end available on request	Superb handling properties



MEDUSA PAKER
10-15 x 1 M
569458

Lines showing min.-max. contact area

Soft rubber end

INFLATION DIFFERENCE

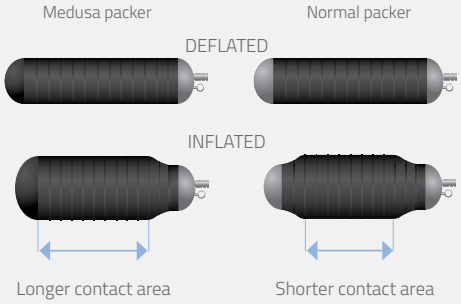

ACCESSORIES

SINGLE FITTING CONTROLLER, 0.9 KG
3.0 BAR 537048
2.5 BAR 60310

PUSH RODS
1.5 M, 0.3 KG
60491

INFLATION HOSE,
10 M, 1.2 KG
RED 74268
BLUE 71248
YELLOW 76686

POLY LIFT INFLATION HOSE,
5 M, 1.9 KG 60957
10 M, 2.4 KG 60958

ADVANTAGES OF MEDUSA PACKER

Better reach of rehabilitation area

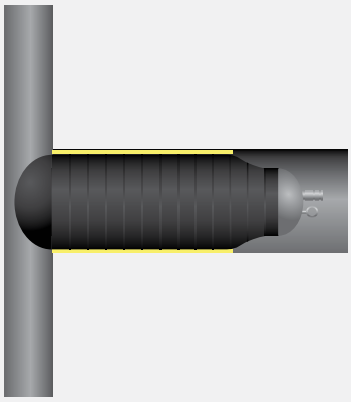

Medusa packer

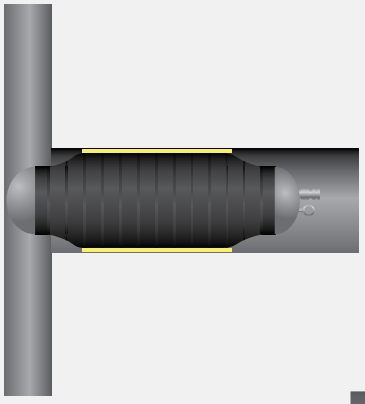

Normal packer

Sealing of blind holes



Easier reach through collapsed pipes



** Yellow colour indicates the curing area*

MEDUSA PACKERS

PART NUMBER	NOMINAL SIZE	SIZE USAGE RANGE		REQUIRED INFLATION PRESSURE (BAR)	PRODUCT WEIGHT (KG)	RUBBER BODY LENGTH (MM)	DEFLATED PACKER	
		MIN. DIA. (MM)	MAX. DIA. (MM)				DIAMETER (MM)	LENGTH (MM)
569452	7-10 x 0,6 m	70	100	2.5	1	600	45	640
569453	7-10 x 1 m	70	100	2.5	1.6	1000	45	1040
569454	7-10 x 1,5 m	70	100	2.5	2	1500	45	1540
569456	7-10 x 2 m	70	100	2.5	2.7	2000	45	2040
569457	10-15 x 0,6 m	100	150	2.5	2.2	600	65	640
569458	10-15 x 1 m	100	150	2.5	3.1	1000	65	1040
569459	10-15 x 1,5 m	100	150	2.5	4	1500	65	1540
569460	10-15 x 2 m	100	150	2.5	5.5	2000	65	2040
569461	15-20 x 0,6 m	150	200	2.5	2.4	600	85	640
569462	15-20 x 1 m	150	200	2.5	3.3	1000	85	1040
569463	15-20 x 1,5 m	150	200	2.5	4.4	1500	85	1540
569464	15-20 x 2 m	150	200	2.5	5.8	2000	85	2040

90⁰ PACKERS HP-T90⁰

The unique construction and excellent choice of rubber compounds for Savatech packers HP-T90° allow efficient repairs of 45°, 60° and 90° pipeline bends. The rigid parts of Savatech packers HP-90° are made as short as possible in order to ease insertion and pulling the packers through pipeline bends.

Two unique designs	Suitable for pipe repairs at angles 45°-90°	Special inflation process	Push hose inside the packer

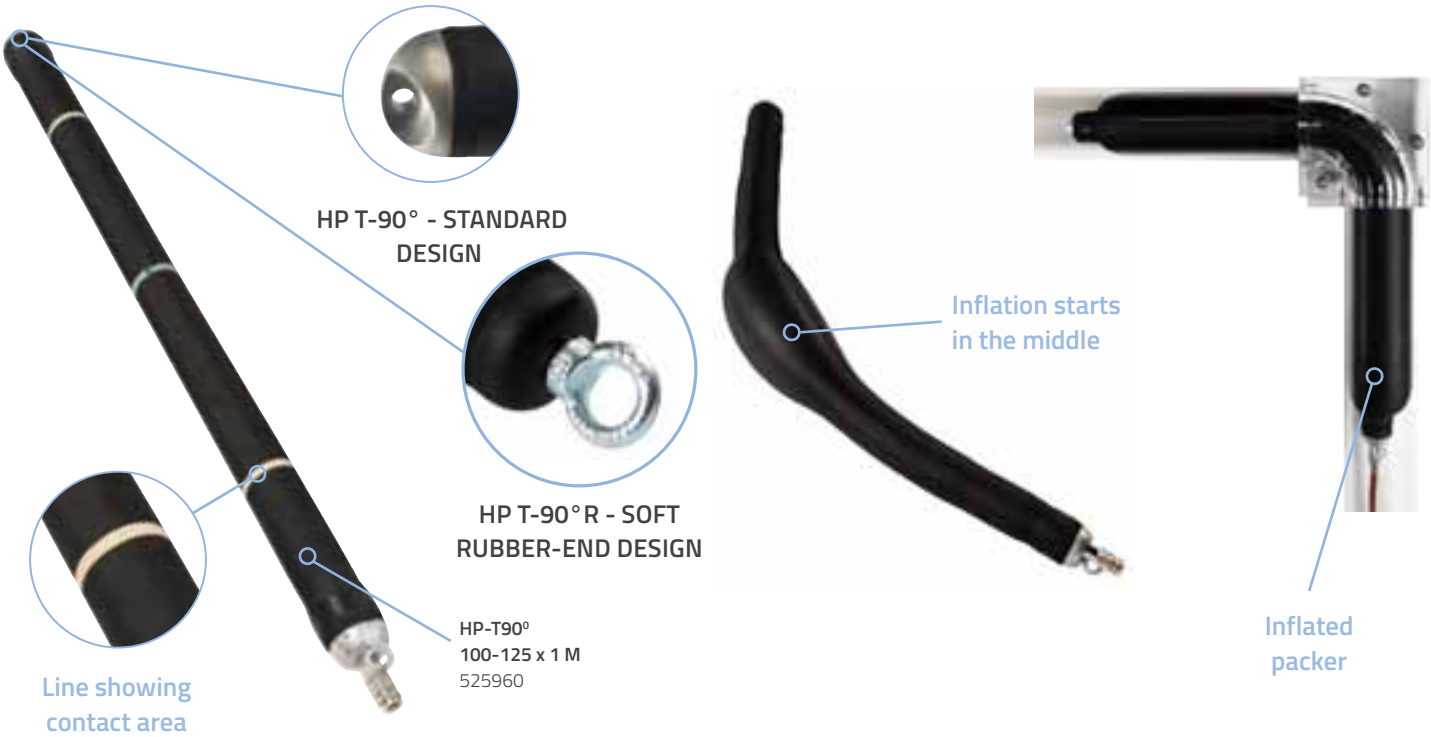

HP-T90⁰
100-125 x 1 M
525960

ACCESSORIES

SINGLE FITTING CONTROLLER, 0.9 KG
3.0 BAR 537048
2.5 BAR 60310

PUSH RODS
1.5 M, 0.3 KG
60491

INFLATION HOSE,
10 M, 1.2 KG
RED 74268
BLUE 71248
YELLOW 76686

POLY LIFT INFLATION HOSE,
5 M, 1.9 KG 60957
10 M, 2.4 KG 60958

PACKERS HP-T90°

PART NUMBER	NOMINAL SIZE	SIZE USAGE RANGE		REQUIRED INFLATION PRESSURE (BAR)	PRODUCT WEIGHT (KG)	RUBBER BODY LENGTH (MM)	DEFLATED PACKER	
		MIN. DIA. (MM)	MAX. DIA. (MM)				DIAMETER (MM)	LENGTH (MM)
281856	35-50 x 0.7 m	35	50	3	0.8	700	26	750
558628	50-70 x 0.7 m	50	70	2	0.7	600	30	750
281774	70-80 x 0.6 m	70	80	2	0.8	550	45	650
525957	70-80 x 1 m	70	80	2	0.9	1000	45	1120
525958	70-80 x 1.5 m	70	80	2	1.2	1500	45	1620
525960	100-125 x 1 m	100	125	2	2	1000	65	1120
525961	100-125 x 1.5 m	100	125	2	2.8	1500	65	1620
525963	150-165 x 1 m	150	165	2	3.2	1000	85	1120
525964	150-165 x 1.5 m	150	165	2	4.1	1500	85	1620
525959	180-205 x 1 m	180	205	2	5.6	1000	105	1120
525962	180-205 x 1.5 m	180	205	2	6.1	1500	105	1620
281628	200-250 x 1 m	200	250	2	8.4	1000	130	1120
560617	200-250 x 1.5 m	200	250	2	10.5	1500	130	1620
282151	250-350 x 1.5 m	250	350	2	13.6	1500	140	1620

PACKERS HP-T90°R

PART NUMBER	NOMINAL SIZE	SIZE USAGE RANGE		REQUIRED INFLATION PRESSURE (BAR)	PRODUCT WEIGHT (KG)	RUBBER BODY LENGTH (MM)	DEFLATED PACKER	
		MIN. DIA. (MM)	MAX. DIA. (MM)				DIAMETER (MM)	LENGTH (MM)
579553	70-80 x 0.6 m	70	80	2	0.8	600	45	630
282182	70-80 x 1 m	70	80	2	0.9	1000	45	1100
574995	70-80 x 1.5 m	70	80	2	1.2	1500	45	1600
574211	100-125 x 1 m	100	125	2	2	1000	65	1100
578251	100-125 x 1.5 m	100	125	2	2.8	1500	65	1600
574212	150-165 x 1 m	150	165	2	3.2	1000	85	1100
578254	150-165 x 1.5 m	150	165	2	4.1	1500	85	1600
574213	180-205 x 1 m	180	205	1.5	5.6	1000	105	1100
578258	180-205 x 1.5 m	180	205	1.5	6.1	1500	105	1600

FLEXIBLE PACKERS

Savatech FLEXIBLE PACKERS are suitable for patch repairs ranging from 1 up to 5 meters. They are equipped with a bypass and wheel system that allows positioning along the pipeline. They can easily bend and fit through the manholes.

Equipped with wheels	Highly flexible	Replaceable rubber sleeve	Long lifetime

ACCESSORIES

SINGLE FITTING
CONTROLLER, 0.9 KG
2,5 BAR 60310
2,0 BAR 565643
1,5 BAR 74609
1,0 BAR 74653

PUSH RODS
1,5M, 0.3 KG
60491

INFLATION HOSE,
10M, 1.2 KG
RED 74268
BLUE 71248
YELLOW 76686

POLY LIFT INFLATION HOSE,
5 M, 1.9 KG 60957
10 M, 2.4 KG 60958

FLEXIBLE PACKERS

PART NUMBER	NOMINAL SIZE	SIZE USAGE RANGE		REQUIRED INFLATION PRESSURE (BAR)	PRODUCT WEIGHT (KG)	RUBBER BODY LENGTH (MM)	DEFLATED PACKER		BYPASS DIAMETER (FEMALE)
		MIN. DIA. (MM)	MAX. DIA. (MM)				TOTAL LENGTH (MM)	DIAMETER (MM)	
78214	10-15 x 1 m	100	150	2.5	2.1	1000	1080	65	NA
549389	10-15 x 1.5 m	100	150	2.5	2.5	1500	1580	65	NA
78266	10-15 x 2 m	100	150	2.5	2.8	1900	1980	65	NA
78218	10-15 x 2.5 m	100	150	2.5	3.3	2500	2580	65	NA
78231	10-15 x 3 m	100	150	2.5	4.2	3000	3080	65	NA
78244	10-15 x 4 m	100	150	2.5	5	4000	4080	65	NA
78283	10-15 x 5 m	100	150	2.5	6	4900	4980	65	NA
77240	15-25 x 1 m	150	250	2	8	1000	1210	112	2"
60853	15-25 x 1.5 m	150	250	2	9.5	1500	1710	112	2"
77614	15-25 x 2 m	150	250	2	11	1900	2110	112	2"
60846	15-25 x 2.5 m	150	250	2	12.7	2500	2710	112	2"
60497	15-25 x 3 m	150	250	2	14.5	3000	3210	112	2"
516143	15-25 x 3.5	150	250	2	15.8	3500	3710	112	2"
60556	15-25 x 4 m	150	250	2	17.4	4000	4210	112	2"
60585	15-25 x 5 m	150	250	2	21.4	4900	5110	112	2"
569518	20-30 x 1 m	200	300	1.5	11.3	1000	1210	145	2"
569519	20-30 x 2 m	200	300	1.5	13.3	2000	2210	145	2"
569520	20-30 x 2.5 m	200	300	1.5	14.3	2500	2610	145	2"
569521	20-30 x 3 m	200	300	1.5	15.2	3000	3210	145	2"
569522	20-30 x 4 m	200	300	1.5	17.2	4000	4210	145	2"
569523	20-30 x 5 m	200	300	1.5	19.1	4900	5110	145	2"
77241	30-40 x 1 m	300	400	1.5	19.2	1120	1370	210	3"
514320	30-40 x 1.5 m	300	400	1.5	21.6	1620	1840	210	3"
77680	30-40 x 2 m	300	400	1.5	25	2120	2340	210	3"
60525	30-40 x 2.5 m	300	400	1.5	30	2620	2810	210	3"
60587	30-40 x 3 m	300	400	1.5	33	3120	3300	210	3"
60593	30-40 x 4 m	300	400	1.5	41.5	4120	4280	210	3"
60594	30-40 x 5 m	300	400	1.5	47	4880	5060	210	3"
77242	45-60 x 1 m	450	600	1.2	34.5	1120	1350	340	3"
517034	45-60 x 1.5 m	450	600	1.2	36.6	1630	1860	340	3"
78718	45-60 x 2 m	450	600	1.2	41.6	2020	2240	340	3"
60526	45-60 x 2.5 m	450	600	1.2	50	2650	2870	340	3"
78860	45-60 x 3 m	450	600	1.2	53	3000	3220	340	3"
65027	60-80 x 1.5 m	600	800	1	46.8	1620	1840	400	3"
60120	60-80 x 2 m	600	800	1	52	2040	2280	400	3"
60527	60-80 x 2.5 m	600	800	1	61	2650	2820	400	3"
60598	60-80 x 3 m	600	800	1	65	2880	3060	400	3"
78015	80-100 x 1.5 m	800	1000	1	68.2	1540	1780	535	4"
79186	100-120 x 2 m	100	1200	1	75	2000	2240	535	4"

LONG PACKERS

Savatech LONG PACKERS are suitable for repairs of pipes of diameters from 200 up to 800 mm. Long packers are available with or without a wheel system. They are perfect for experienced users when a bypass is not needed.

Economical construction	Two different designs	Long lifetime	Extremely flexible



LONG PACKER
30–40 x 1 M
281323

LONG PACKER DESIGN

LONG PACKER
WITH WHEELS
30–40 x 1.5 M
554829

Lines showing min.-max. contact area

LONG PACKER WITH WHEELS DESIGN

ACCESSORIES

SINGLE FITTING
CONTROLLER, 0.9 KG
1.5 BAR 74609
1.0 BAR 74653

PUSH RODS
1.5 M, 0.3 KG
60491

INFLATION HOSE,
10 M, 1.2 KG
RED 74268
BLUE 71248
YELLOW 76686

POLY LIFT INFLATION HOSE,
5 M, 1.9 KG 60957
10 M, 2.4 KG 60958

LONG PACKERS

PART NUMBER	NOMINAL SIZE	SIZE USAGE RANGE		REQUIRED INFLATION PRESSURE (BAR)	PRODUCT WEIGHT (KG)	RUBBER BODY LENGTH (MM)	DEFLATED PACKER	
		MIN. DIA. (MM)	MAX. DIA. (MM)				DIAMETER (MM)	LENGTH (MM)
541996	20-30 x 1 m	200	300	1.5	4.9	1000	145	1100
78256	20-30 x 1.5 m	200	300	1.5	5.7	1500	145	1600
67042	20-30 x 2 m	200	300	1.5	6.5	2000	145	2100
78257	20-30 x 2.5 m	200	300	1.5	8.5	2500	145	2600
77386	20-30 x 3 m	200	300	1.5	10.8	3000	145	3100
78258	20-30 x 4 m	200	300	1.5	13.6	4000	145	4100
77237	20-30 x 5 m	200	300	1.5	18.4	4900	145	5000
281323	30-40 x 1 m	300	400	1.5	7.7	1000	245	1100
78259	30-40 x 1.5 m	300	400	1.5	13	1500	245	1600
77925	30-40 x 2 m	300	400	1.5	15.5	2000	245	2100
77926	30-40 x 2.5 m	300	400	1.5	16.7	2500	245	2600
78260	30-40 x 3 m	300	400	1.5	20	3000	245	3100
78261	30-40 x 4 m	300	400	1.5	26.3	4000	245	4100
78262	30-40 x 5 m	300	400	1.5	33.4	4900	245	5000
560468	40-50 x 1 m	400	500	1	18.9	1000	340	1100
78263	40-50 x 1.5 m	400	500	1	24.5	1500	340	1650
77553	40-50 x 2 m	400	500	1	27.7	2000	340	2150
77239	40-50 x 2.5 m	400	500	1	28	2500	340	2650
78264	40-50 x 3 m	400	500	1	30.5	3000	340	3100
78265	40-50 x 4 m	400	500	1	33	4000	340	4150
77238	40-50 x 5 m	400	500	1	38	5000	340	5150
60179	50-60 x 1.5 m	500	600	0.8	30	1500	405	1650
67040	50-60 x 2 m	500	600	0.8	34	2000	405	2150
60190	50-60 x 2.5 m	500	600	0.8	37.8	2500	405	2650
70072	50-60 x 3 m	500	600	0.8	40.8	3000	405	3150
70218	50-60 x 4 m	500	600	0.8	46	4000	405	4150
70066	50-60 x 5 m	500	600	0.8	51.5	5000	405	5150
60758	60-80 x 1.5 m	600	800	0.6	47	1500	535	1650
60759	60-80 x 2 m	600	800	0.6	51	1900	535	2050
60760	60-80 x 2.5 m	600	800	0.6	54.5	2500	535	2650
60761	60-80 x 3 m	600	800	0.6	58	3000	535	3150
60763	60-80 x 4 m	600	800	0.6	66	4000	535	4150
60764	60-80 x 5 m	600	800	0.6	75	5000	535	5150

LONG PACKERS WITH WHEELS

PART NUMBER	NOMINAL SIZE	SIZE USAGE RANGE		REQUIRED INFLATION PRESSURE (BAR)	PRODUCT WEIGHT (KG)	RUBBER BODY LENGTH (MM)	DEFLATED PACKER	
		MIN. DIA. (MM)	MAX. DIA. (MM)				DIAMETER (MM)	LENGTH (MM)
561419	20 - 30 x 1.5 m	200	300	1.5	10.7	1500	145	1610
569479	20 - 30 x 2 m	200	300	1.5	11.7	2000	145	2110
569480	20 - 30 x 2.5 m	200	300	1.5	12.8	2500	145	2610
569481	20 - 30 x 3 m	200	300	1.5	14	3000	145	3110
569482	20 - 30 x 4 m	200	300	1.5	16	4000	145	4110
569484	20 - 30 x 5 m	200	300	1.5	18	5000	145	5110
554829	30 - 40 x 1.5 m	300	400	1.5	20	1500	210	1620
563422	30 - 40 x 2 m	300	400	1.5	23.6	2000	210	2120
569485	30 - 40 x 2.5 m	300	400	1.5	26	2500	210	2620
569488	30 - 40 x 3 m	300	400	1.5	30.5	3000	210	3120
569489	30 - 40 x 4 m	300	400	1.5	33.2	4000	210	4120
569490	30 - 40 x 5 m	300	400	1.5	38	5000	210	5120
281493	40 - 50 x 1.5 m	400	500	1	27	1500	340	1750
569491	40 - 50 x 2 m	400	500	1	30.2	2000	340	2250
569492	40 - 50 x 2.5 m	400	500	1	33.3	2500	340	2750
569493	50 - 60 x 1.5 m	500	600	0.8	40.4	1500	400	1760
554830	50 - 60 x 2 m	500	600	0.8	44.5	2000	400	2260
569494	50 - 60 x 2.5 m	500	600	0.8	48.2	2500	400	2760
563790	60 - 80 x 1.5 m	600	800	0.6	60	1500	535	1800
569495	60 - 80 x 2 m	600	800	0.6	65.5	2000	535	2300

Savatech SHORT PACKERS have a replaceable double-layer rubber sleeve mounted on a PPH core. Such a design allows the maximum possible bypass. They are equipped with wheels and are up to 1 m long.

Large bypass	Short construction	Double-layer rubber sleeve

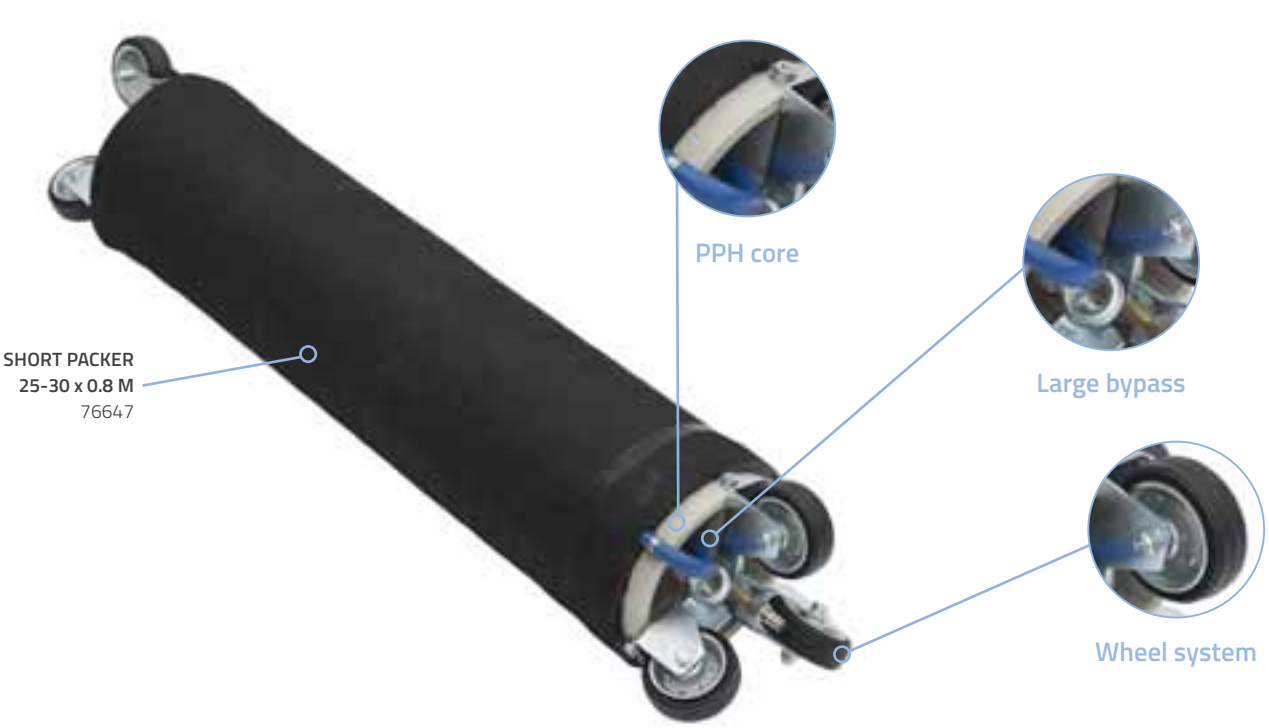

SHORT PACKERS

PART NUMBER	NOMINAL SIZE	SIZE USAGE RANGE		REQUIRED INFLATION PRESSURE (BAR)	PRODUCT WEIGHT (KG)	RUBBER BODY LENGTH (MM)	DEFLATED PLUG		BYPASS DIAMETER (MM)
		MIN. DIA. (MM)	MAX. DIA. (MM)				DIAMETER (MM)	LENGTH (MM)	
76646	15-20 x 0.8 m	150	200	2	6.3	800	115	960	80
76647	25-30 x 0.8 m	250	300	2	12.8	800	205	1010	160
76821	30-35 x 0.8 m	300	350	1.5	17.2	800	250	1010	200
76648	35-40 x 0.8 m	350	400	1.5	19.1	800	305	1010	260
76649	45-50 x 0.8 m	450	500	1.5	29.7	800	380	1010	325
78247	60-70 x 0.97 m	600	700	1	50.2	970	465	1180	390

T PACKERS

TYPE 26 - SAFETY



Savatech T PACKERS are intended for repairs of connections between the main and the lateral pipes. They exploit the advantages of flexible packer's design and are additionally equipped with a special inflation port in the middle section. This allows mounting of a specially designed hat, which is inflated independently of the main packer.

Replaceable hat | **Independent inflation of the hat** | **Flexible design**

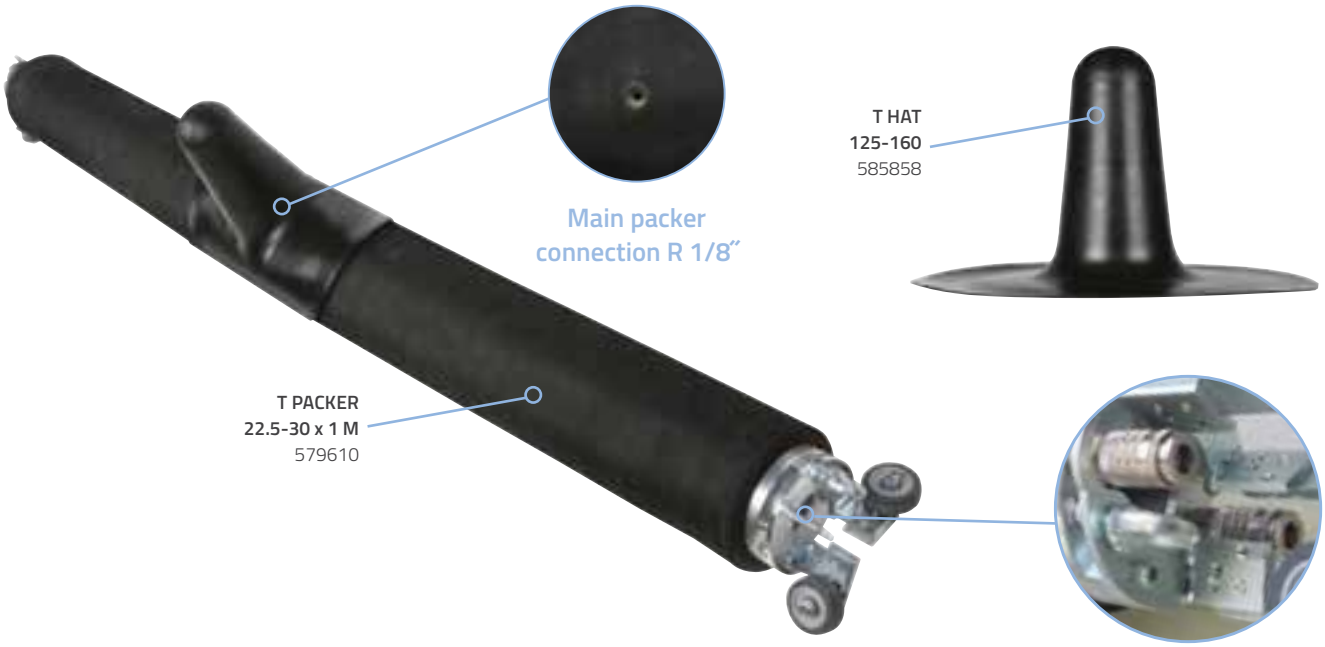

MAIN T PACKERS

PART NUMBER	NOMINAL SIZE	SIZE USAGE RANGE		REQUIRED INFLATION PRESSURE (BAR)	PRODUCT WEIGHT (KG)	RUBBER BODY LENGTH (MM)	DEFLATED PLUG		BYPASS DIAMETER
		MIN. DIA. (MM)	MAX. DIA. (MM)				DIAMETER (MM)	LENGTH (MM)	
579609	15-25 x 1 m	150	250	2	9	1000	112	1150	2″
579610	22,5-30 x 1 m	225	300	2	12	1000	145	1200	2″
579611	30-40 x 1 m	300	400	2	19	1000	210	1200	3″

T HATS

PART NUMBER	NOMINAL SIZE	DIAMETER OF THE HAT		SIZE USAGE RANGE		REQUIRED INFLATION PRESSURE (BAR)	PRODUCT WEIGHT (KG)	INFLATION VALVE
		BOTTOM DIA. (MM)	HAT HEIGHT (MM)	MIN. DIA. (MM)	MAX. DIA. (MM)			THREAD SIZE
585857	100-125	320	190	100	125	1.4	0.84	M6
585858	125-160	340	210	125	160	1.3	1.25	M6
585860	160-250	390	220	160	250	1.2	1.8	M6

HEATING PACKERS

Savatech HEATING PACKERS have a built-in heater for a fully controlled hardening process - high quality and unique in the world. This packer is equipped with an internal heater that allows you to fully control the hardening process of your pipe repair, irrespective of the outside temperature.

50% less time for the hardening process

Suitable for use between -20°C and +50°C

Lower costs

Now it has become possible to reduce the hardening process by half, using our new patented JUST HEAT packer. The heater is powered by 230 V or 110 V and built into the packer's body.

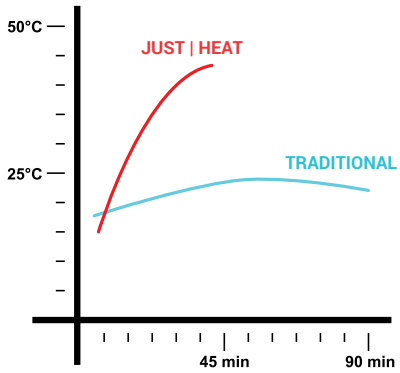

CHARACTERISTICS

- 50% saving in time - every time
- Full control of the hardening process
- Independent of the outside temperature
- Lower cost of each rehabilitation

ACCESSORIES

CONTROL UNIT 110V/230V
578595

JUST HEAT BAG FOR 0.6 M, 1 M AND 2 M
578598
JUST HEAT BAG FOR 1.5 M, 3 M, 4 M AND 5 M
578601

JUST HEAT BAG FOR CONTROL UNIT
578596

PROCEDURE:

Prepare the packer as you normally do. Insert the packer using the pushing rods. When the packer is positioned correctly, inflate it and turn on the built-in heater. Now you can regulate and monitor the temperature of the packer. Depending on the type of silicate resin used, the refurbishing gradually hardens and the repair is completed within only half the time.

Always remember to verify repairs using your TV inspection equipment.

Control unit w/**digital display** and **PFI relay** for your safety

HEATING PACKERS

PART NUMBER 230 V	PART NUMBER 110 V	NOMINAL SIZE	SIZE RANGE		REQUIRED INFLATION PRESSURE (BAR)	RUBBER BODY LENGTH (MM)	DEFLATED PACKER	
			MIN. DIA. (MM)	MAX.DIA. (MM)			DIAMETER (MM)	LENGTH (MM)
578922	578915	7-10 x 0.6 m	70	100	2.5	600	45	920
578923	578916	7-10 x 1 m	70	100	2.5	1000	45	1320
578924	578917	7-10 x 1.5 m	70	100	2.5	1500	45	1820
578925	578918	7-10 x 2 m	70	100	2.5	2000	45	2320
578926	578919	7-10 x 3 m	70	100	2.5	3000	45	3320
578927	578920	7-10 x 4 m	70	100	2.5	4000	45	4320
578928	578921	7-10 x 5 m	70	100	2.5	4900	45	5220
578643	578634	10-15 x 0.6 m	100	150	2.5	600	65	920
578644	578636	10-15 x 1 m	100	150	2.5	1000	65	1320
578645	578638	10-15 x 1.5 m	100	150	2.5	1500	65	1820
578646	578639	10-15 x 2 m	100	150	2.5	2000	65	2320
578647	578640	10-15 x 3 m	100	150	2.5	3000	65	3320
578648	578641	10-15 x 4 m	100	150	2.5	4000	65	4320
578649	578642	10-15 x 5 m	100	150	2.5	4900	65	5220

TABLE OF RESISTANCE

RESISTANCE TO THE MEDIA

The SAVATECH pneumatic plugs are resistant to certain types of chemicals. In selecting either NR/BR, CR or NBR variants of pneumatic plugs, check the chemical resistance table for rubber materials or consult the manufacturer. The temperature of the media may not exceed 80 °C.

Types of SAVATECH pneumatic plugs with regard to their resistance to chemicals

MARKINGS	NAME	OUTER LAYER COMPOSITION
Without marking	NR/BR pneumatic plugs	NR/BR rubber
●	CR pneumatic plugs	CR rubber
●	NBR pneumatic plugs	NBR rubber

The resistance classification table is in compliance with the standard ISO/TR 7620. The effect of the media on the product is classified as:

1	Negligible	2	Low	3	Medium	4	Significant

Table of resistance to the media

MEDIA	CONCENTRATION(%)	TEMPERATURE (°C)	NR/BR	CR	NBR
Acetone		23	1	2	4
Acetylene			1	2	1
Ammonium hydroxide	10	23	1	1	1
	Conc.	23	1	1	2
Aniline		23	2	3	4
		100	4	4	4
Benzene		23	4	4	4
Boric acid	10	100	1	1	1
Brake fluid (vegetable)		50	1	1	4
Butanol		50	1	1	1
		100	4	3	1
Butyric acid				2	4
Calcium hydroxide		100	1	1	2
Calcium hypochlorite	15		4	2	3
Chloric acid	20	23		4	4
Ethanol		50	1	1	1
Ether		23	4	4	2
Formaldehyde	40	23	1	1	1
	40	70			4
Glycerine		100	1	1	1
Hexanol		23	1	2	2
Hydrogen peroxide	30	23	1	1	1
	90		4	4	4
Kerosene		70	4	3	1
Methanol		50	1	1	1
Methyl chloride			4	4	4
Milk		23	1	1	1
Mineral oils No.1		100	4	1	1
Mineral oils No. 2		100	4	2	1
Mineral oils No. 3		100	4	4	1
Naphtha		23	4	4	1
Natural gas			3	1	1
Nitric acid (diluted)	10	50	2	3	2
Ozone (conc. 50 pphm)		40	4	2	4
Phenol		100	4	4	4
Phosphoric acid	60	50	2	2	3
Propanol		50	1	1	2
Natrium hydroxide	10	100	1	1	1
	25	100	1	1	4
Natrium hypochlorite	10	50	2	3	3
Sulphur hexafluoride				1	1
Sulphuric acid (VI)	10	100	1	1	3
	20	23	1	1	3
	25	100	1	1	4
	50	100	1	1	4
	60	100	3	4	4
	75	100	4	4	4
	96	23	4	4	4
Toluene		23	4	4	4

Sava

WARRANTY

1. GENERAL CONDITIONS

1.1. These warranty conditions apply as of 30 June 2014 for Environmental Protection and Rescue Programme products, manufactured by Savatech (Products). If any provision of this warranty conditions would be contrary to any mandatory legal provisions in any particular jurisdiction, such provision shall apply to a maximum extent as provided for by such mandatory legal provisions.

1.2. Products which may be sold by Savatech Environmental Protection and Rescue Programme but are not manufactured by it are not covered by this warranty and are sold exclusively with warranties, if any, by their original manufacturer.

2. MANAGEMENT OF THE PRODUCTS

2.1. In order to claim a remedy pursuant to this warranty, purchaser must conform to instructions for management of the Products which are available on:

http://www.savatech.com/Manuals/index.htm
www.savatech.eu/environmental-protection-and-rescue/manuals

3. WARRANTY

3.1. Savatech warrants to the purchaser that for the period of twelve (12) months as of delivery of the Products, such Products shall be free from defects in material and workmanship, subject to normal and management of the Products, including, among others, proper storage. For high pressure lifting bags, the warranty period amounts to thirty-six (36) months.

3.2. This warranty shall be in lieu of any other warranties, express or implied, including, but not limited to, any warranty of merchantability or fitness for a particular purpose.

4. EXCLUSION OF WARRANTY

4.1. Warranty shall be excluded in cases where the Products have not been used for the ordinary purpose or have been subject to abnormal conditions such as, but not limited to misuse, mishandling (such as, but not limited to, cuts, tears, vandalism, fire, wilful destruction, improper installation and/or improper maintenance, misapplication), use of unauthorized components or attachments or if adjustments or repairs have been performed by anyone other than Savatech or its authorized agents.

4.2. Warranty shall also be excluded and Savatech shall not be held liable in case of force majeure circumstances, such as, but not limited to:
- war or threat of war, sabotage, insurrection, riots or requisition;
- all laws, restrictions, regulations, by-laws, prohibitions or any other measures by the governmental, parliamentary or local bodies;
- import and export regulations or embargo;
- strikes, lock-outs or other industrial measures or trade disputes (if including Manufacturer's employees or third party);
- difficulties with supply of raw materials, work force, fuel, parts or machinery;
- power blackout, break of machinery.

4.3. Savatech shall not be held liable for any deficiencies in Products manufactured according to drawings, designs, project drafts and/or specifications provided by the purchaser.

4.4. Ordinary wear and tear is not covered by this warranty.

5. MAKING A WARRANTY CLAIM

5.1. The Purchaser is obliged to take delivery of the Products and perform an ordinary inspection of the Product upon delivery.

5.2. Any claim by the purchaser with reference to the Products shall be deemed waived unless submitted in writing to Savatech within the earlier of (I) eight days as of the discovery of the defect, or (II) twelve months as of the date of delivery of the Products or thirty-six (36) months as of delivery of high pressure lifting bags. Discovery of the defect is deemed to have occurred when a defect could have reasonably been detected by the purchaser.

5.3. Claim must at least contain the following data:
- part number,
- serial number,
- description of defect,
- and must be substantiated by adequate evidence, such as pictures, etc. Upon request, Savatech must be allowed to inspect the Product.

5.4 To obtain performance under this warranty, any products suspected of having a manufacturing defect in materials or workmanship shall be returned freight prepaid for inspection to SAVATECH d.o.o., Environmental Protection and Rescue Programme, Škofjeloška c. 6, 4000 Kranj, Slovenia.

6. REMEDIES

6.1. Savatech shall decide on a claim within forty -five days after receiving a complete documentation and Product pursuant to art 5.

6.2. Providing Savatech acknowledges the claim as justified, it shall, at its discretion, either:
- repair the Product,
- replace those components of the Product which are defective,
- replace the Product, if repair is not possible or reasonable,
- reimburse the consideration for the Product or its components which are defective.

6.3. Whenever Savatech repairs or replaces the Product at its expense or reimburses the purchase price, it shall reimburse the distributor or the purchaser (depending on each case), with a credit note, the same surface freight amount the distributor or the purchaser had when returning the Product to the Manufacturer.

6.4. Remedies pursuant to this article 6 shall constitute the sole and exclusive remedy in the event of a breach of warranty. For the avoidance of doubt, Savatech shall not be liable for any incidental, consequential and/or non-pecuniary damages or damages having a comparable effect.

7. CLOSING PROVISIONS

7.1. No statement or action by Savatech, whether express or implied, other than set forth herein, shall constitute a warranty.

We are a division of Savatech d.o.o.. We manufacture and sell rubber products for environmental protection and rescue operations and industrial use. Our growing division was established more than thirty years ago and is constantly striving to meet our customer's current and future needs and expectations.

Knowledge and experience | **Professional service** | **Quality products** | **A partner to rely on**

KNOWLEDGE AND EXPERIENCE

Thirty years of experience and knowledge, investment in new technology, team-work and working closely with our business partners, have enabled us to develop new and exciting products and to continuously improve our existing product range.

QUALITY PRODUCTS

When assessing quality of our products we carefully consider a number of criteria including environmental suitability, ease of use, design, safety, reliability, and packaging. Our production facilities are certified to the ISO 9001 and ISO 14001 standards.

PROFESSIONAL SERVICE

A professional but caring approach, flexibility and quick delivery times combined to provide the ideal service in support of our quality product range.

A PARTNER TO RELY ON

We understand the value of long-term partnership. Our aim is to develop trusting relationships, which foster success and bring benefits to both our partners and ourselves.

QUALITY CERTIFICATES

ISO 9001
ISO 14001
OHSAS 18001
GOST R 50982-2009

NOTES

Savatech d. o. o.
Professional environmental protection products

Škofjeloška cesta 6
4000 Kranj
Slovenia

phone: +386 (0)4 206 6388
e-mail: info.eko@savatech.si
fax: +386 (0)4 206 6390

www.savatech.eu
www.savatech.com

Version 01 - June 2016